

**PUBLIC NOTICE OF THE MEETING OF THE
OWASSO ECONOMIC DEVELOPMENT AUTHORITY**

RECEIVED
JAN 09 2017 *lu*
City Clerk's Office

TYPE OF MEETING: Regular
DATE: January 12, 2017
TIME: 10:00 a.m.
PLACE: Owasso City Hall, Community Room
200 S. Main
Owasso, Oklahoma

Notice and agenda filed in the office of the City Clerk and posted at City Hall at 5:00 PM on Tuesday, January 10, 2017.

Chelsea Feary
Chelsea Levo Feary, Economic Development Director

AGENDA

1. **Call to Order**
Mr. Charney, Chair
2. **Consideration and appropriate action relating to a request for Trustee approval of the Consent Agenda. All matters listed under "Consent" are considered by the Trustees to be routine and will be enacted by one motion. Any Trustee may, however, remove an item from the Consent Agenda by request. A motion to adopt the Consent Agenda is non-debatable.**
 - A. Approval of minutes of the December 8, 2016 regular meeting
Attachment
 - B. Approval of claims
Attachment
 - C. Acceptance of the monthly financial reports
Attachment
3. **Consideration and appropriate action relating to items removed from the Consent Agenda**
4. **Report from OEDA Director**
Ms. Feary
Attachment
** Business Development Report*
** Monthly Building Report*
** Public Works Project Status Report*
** Monthly Sales Tax Report*
5. **Report from OEDA Manager**
Ms. Feary
6. **Report from OEDA Trustees**
7. **New Business (New Business is any item of business which could not have been foreseen at the time of posting of the agenda.)**
8. **Adjournment**

OWASSO ECONOMIC DEVELOPMENT AUTHORITY
MINUTES OF REGULAR MEETING
Thursday, December 8, 2016

The Owasso Economic Development Authority met in regular session on Thursday, December 8, 2016 at City Hall in the Main Conference Room, 200 S Main St, Owasso, Oklahoma per the Notice of Public Meeting and Agenda filed in the office of the City Clerk and posted at City Hall, 200 S Main St at 5:00 pm on Tuesday, December 6, 2016.

1. Call to Order

Chair David Charney called the meeting to order at 10:00 am.

PRESENT

Gary Akin, Secretary
David Charney, Chair
Jeri Moberly, Trustee
Dee Sokolosky, Trustee
Bryan Spriggs, Trustee (arrived at 10:02am)
Dirk Thomas, Trustee (arrived at 10:02am)
A quorum was declared present.

ABSENT

Skip Mefford, Trustee

Staff:

Sherry Bishop Julie Lombardi
Julie Stevens Bronce Stephenson
Linda Jones Roger Stevens

2. Consideration and appropriate action relating to a request for Trustee approval of the Consent Agenda. All matters listed under "Consent" are considered by the Trustees to be routine and will be enacted by one motion. Any Trustee may, however, remove an item from the Consent Agenda by request. A motion to adopt the Consent Agenda is non-debatable.

- A. Approval of minutes of the November 10, 2016 Regular meeting
- B. Approval of claims
- C. Acceptance of the monthly financial reports

Mr. Sokolosky moved to approve the Consent Agenda, seconded by Ms. Moberly.

YEA: Akin, Charney, Moberly, Sokolosky

NAY: None

ABSTAIN: None

Motion carried: 4-0

3. Consideration and appropriate action relating to items removed from the Consent Agenda
None

4. Report from OEDA Director

Ms. Bishop referred to the Director's report included in the agenda packet; *Dr. Thomas and Dr. Spriggs arrive*; Mr. Stephenson provided the building permit report for November 2016; Mr. Stevens presented a project status update; and Ms. Jones presented a preliminary sales tax report.

5. Report from OEDA Manager

Ms. Bishop reported on the declarations of candidacy filed in the Ward 3 and Ward 4 City Council election to be held February 14, 2017.

6. Report from OEDA Trustees

Mr. Akin inquired about the City Council public hearing held Tuesday, December 6 regarding the Tax Increment Financing District and discussion was held. Mr. Charney and

Mr. Akin reported on various Oklahoma Department of Transportation projects and discussion was held. Mr. Charney requested a future agenda item to discuss funding efforts to continue the US 169 Widening Project to 126th Street North.

7. New Business (New Business is any item of business which could not have been foreseen at the time of posting of the agenda.)

None

8. Adjournment

Dr. Thomas moved to adjourn the meeting, seconded by Dr. Spriggs to adjourn the meeting.

YEA: Akin, Charney, Moberly, Spriggs, Sokolosky, Thomas

NAY: None

ABSTAIN: None

Motion carried 6-0 and the meeting adjourned at 10:46 am.

Juliann M. Stevens, Minute Clerk



TO: THE HONORABLE CHAIR AND TRUSTEES
OWASSO ECONOMIC DEVELOPMENT AUTHORITY

FROM: CHELSEA LEVO FEARY
ECONOMIC DEVELOPMENT DIRECTOR

SUBJECT: CLAIMS, OEDA

DATE: January 12, 2017

No claims for December 2016.

Owasso Economic Development Authority
Statement of Revenues, Expenses and Changes in Fund Net Assets
For the Month Ending December 31, 2016

| | <u>MTD</u> | <u>YTD</u> | <u>Budget</u> |
|--|------------|--------------------------|--------------------------|
| Operating Revenues | \$0.00 | \$0.00 | \$0.00 |
| Operating Expenses: | | | |
| Materials & supplies | 0.00 | 0.00 | 0.00 |
| Services & other charges | 0.00 | 0.00 | 5,000.00 |
| Capital outlay | 0.00 | 0.00 | 0.00 |
| | <hr/> | <hr/> | <hr/> |
| Total Operating Expenses | 0.00 | 0.00 | 5,000.00 |
| | <hr/> | <hr/> | <hr/> |
| Operating Income (Loss) | 0.00 | 0.00 | (5,000.00) |
| Non-Operating Revenues (Expenses): | | | |
| Investment income | 0.69 | 4.12 | 8.00 |
| Promissory note revenue | 0.00 | 0.00 | 0.00 |
| RAN debt service & other costs | 0.00 | 0.00 | 0.00 |
| Transfer from Hotel Tax Fund | 0.00 | 0.00 | 0.00 |
| | <hr/> | <hr/> | <hr/> |
| Total non-operating revenues (expenses) | 0.69 | 4.12 | \$8.00 |
| | <hr/> | <hr/> | <hr/> |
| Net income (loss) before contributions and transfers | 0.69 | 4.12 | (4,992.00) |
| Transfer to general fund | 0.00 | 0.00 | 0.00 |
| | <hr/> | <hr/> | <hr/> |
| Change in net assets | 0.69 | 4.12 | (4,992.00) |
| Total net assets - beginning | | 9,079.01 | 9,079.01 |
| Total net assets - ending | | <u><u>\$9,083.13</u></u> | <u><u>\$4,087.01</u></u> |



**TO: HONORABLE CHAIR & TRUSTEES
OWASSO ECONOMIC DEVELOPMENT AUTHORITY**

**FROM: CHELSEA LEVO FEARY
DIRECTOR OF ECONOMIC DEVELOPMENT**

SUBJECT: DIRECTOR'S REPORT

DATE: January 12, 2017

NEW BUSINESS DEVELOPMENT

- The Garage Restaurant – 13303 E 96th St N
 - Hal Smith Restaurant Group restaurant
 - Last available lot in Willis Farms (Sam's)
 - **Construction to begin soon**
- Amber Crossing – 11413 E 96th St N
 - One vacant 1,500 sf space available for lease
- Fairway Market II – 9538 N Garnett Rd
 - One vacant 1,900 sf space available for lease
- LaQuinta Inn – 8949 N Garnett Rd
 - Under construction
- Braum's – 11503 E 76th St N
 - Tear down and rebuild of existing store to begin after construction of new E 96th St N & N Garnett Rd store
 - **Construction completed and occupancy permit issued**
- Smith Farm Market -- 9018 N 121st E Ave #500
 - Vacant 10,820 sf space
- Wheels & Thrills – NE Corner of E 106th St N and N Garnett Rd
 - New skating rink
 - **Site under construction**
- Eastern OK Oral Surgery Center – 12802 E 101st PI N
 - Site under construction
- Owasso Industrial Park
 - Two new concept buildings to be constructed by OLT
 - One about 10,500 sf
 - One about 4,500 sf
 - **Construction Completed**
- Jim Glover Coffee Creek Dealership – 10500 block of HWY 169 E Service Rd
 - Proposed new car dealer offering Chrysler, Jeep, Dodge, Ram and Fiat
 - Five acre lot
 - Specific Use Permit (SUP) approved by Council
 - **Final plat has been issued for review and approval**
- Home2Suites – 8700 N Garnett Rd
 - Site Plan has been submitted for review and construction documents are being reviewed.
 - **Site under construction**
- IQ Car Wash – 8700 N Garnett Rd

- Site Plan has been approved and construction documents are being reviewed.
 - **Permits have been issued**
 - **Site under construction**
- **Another Chapter Book Store – 9455 N Owasso Exp. #J**
 - **Opened on November 25 in Tyann Plaza**
- **Summit Physical Therapy – 9455 N Owasso Exp. #H**
 - **Under construction in Tyann Plaza**
- **Titan Title – 9455 N Owasso Exp. #I**
 - **Open for business in Tyann Plaza**

REDBUD DISTRICT DEVELOPMENT

- Mowery Development – SW Corner of N Main St & W 1st Ave
 - Construction beginning soon of new buildings, to include restaurant, retail, office space on ground level with loft apartments on second floor level
 - Site Plan went before TAC in August
- Coulter Development – SE Corner of Main St & E 76th St N
 - Property has been purchased and is now in the design phase
- **The Redbud District Project Plan was approved by the Owasso City Council on December 20, 2016 creating a TIF District for the Owasso Redbud District.**

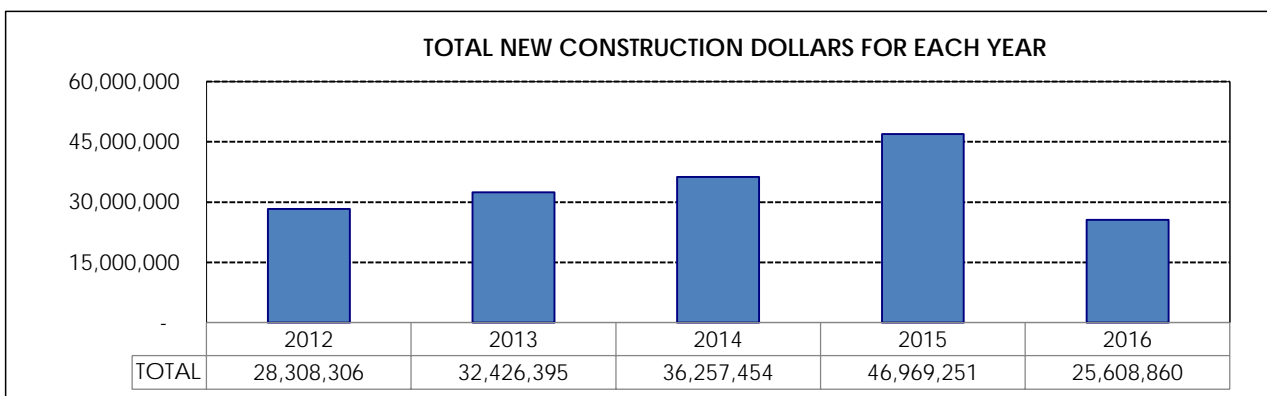
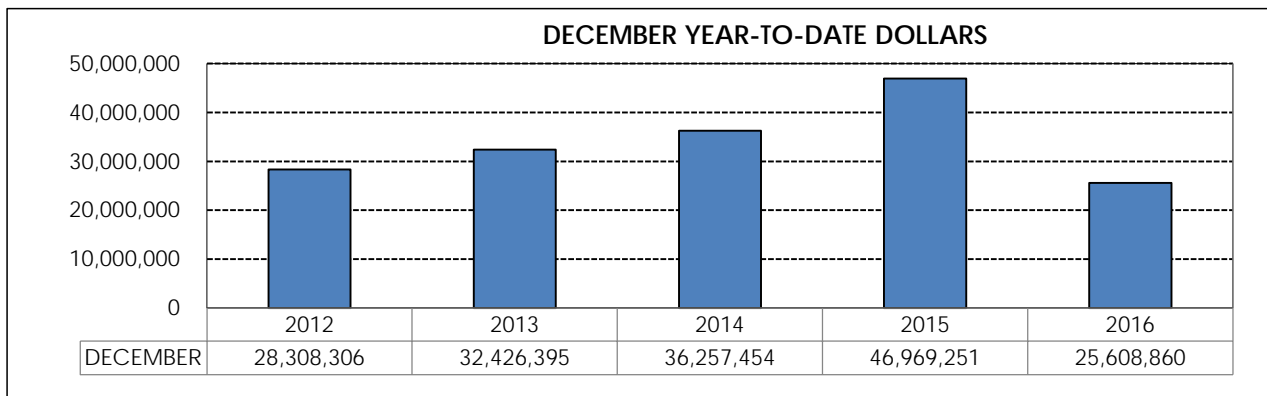
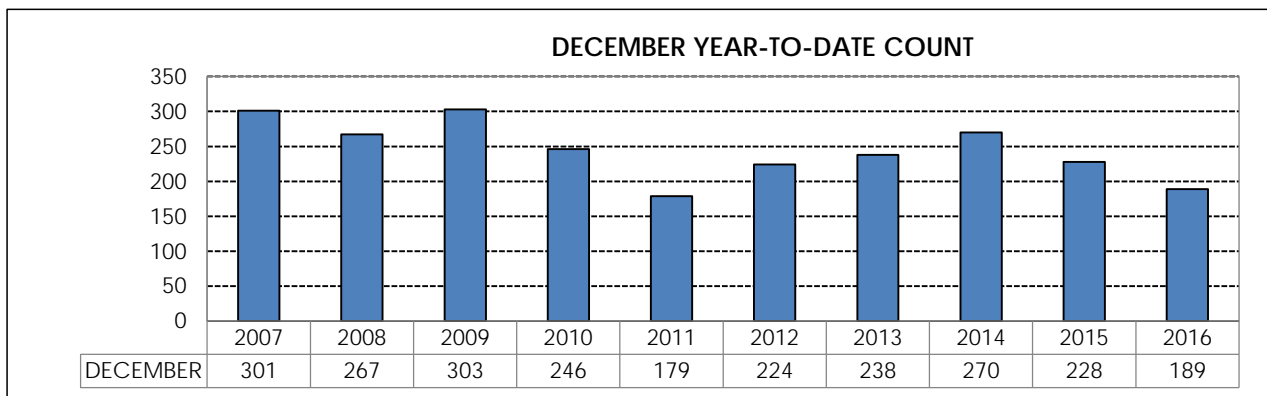
BUSINESS RETENTION & EXPANSION (BR&E)

- Panera Bread -- 12417 E 96th St N
 - **New drive-thru window completed**
- Ator Elementary School, 1500 N Ash
 - Existing gym has been demolished
 - Construction underway for new gym facility
- Owasso High School, 12901 E 86th St N
 - Mary Glass Performing Arts Center under construction for remodel
 - Plans for new athletic building have been approved and construction to begin soon
- **10 Gym – 509 E 2nd Ave**
 - **Relocating from Tyann Plaza**
 - **Construction permit issued**

RESIDENTIAL SINGLE FAMILY NEW CONSTRUCTION MONTH END REPORT DECEMBER 2016

| Month | 2007 | 2008 | 2009 | 2010 | 2011 | 2012 | 2013 | 2014 | 2015 | 2016 |
|---------------|------------|------------|------------|------------|------------|------------|------------|------------|------------|------------|
| 1 January | 13 | 25 | 15 | 17 | 18 | 19 | 15 | 22 | 12 | 15 |
| 2 February | 14 | 19 | 23 | 29 | 17 | 15 | 26 | 21 | 19 | 26 |
| 3 March | 25 | 35 | 30 | 46 | 14 | 27 | 27 | 31 | 23 | 18 |
| 4 April | 30 | 31 | 36 | 31 | 19 | 26 | 26 | 36 | 27 | 23 |
| 5 May | 60 | 23 | 27 | 30 | 20 | 23 | 19 | 17 | 15 | 9 |
| 6 June | 27 | 21 | 34 | 23 | 19 | 24 | 19 | 12 | 11 | 31 |
| 7 July | 23 | 24 | 28 | 17 | 20 | 15 | 27 | 23 | 20 | 16 |
| 8 August | 27 | 18 | 28 | 19 | 12 | 15 | 18 | 19 | 33 | 15 |
| 9 September | 17 | 40 | 20 | 11 | 12 | 12 | 28 | 15 | 13 | 15 |
| 10 October | 31 | 15 | 36 | 13 | 10 | 21 | 15 | 19 | 23 | 12 |
| 11 November | 26 | 10 | 13 | 1 | 8 | 11 | 7 | 21 | 25 | 6 |
| 12 December | 8 | 6 | 13 | 9 | 10 | 16 | 11 | 34 | 7 | 3 |
| Totals | 301 | 267 | 303 | 246 | 179 | 224 | 238 | 270 | 228 | 189 |

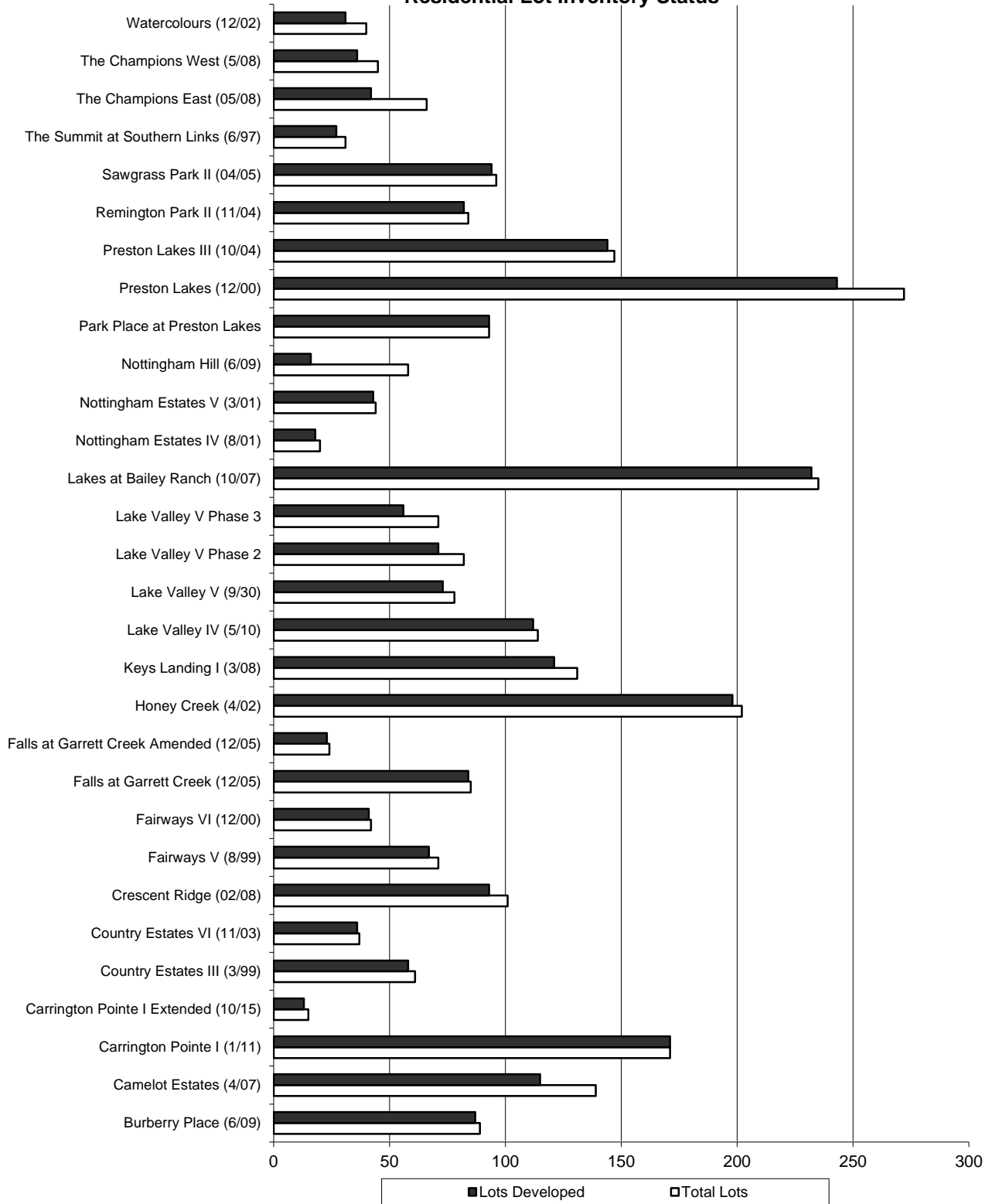
| YTD | 301 | 267 | 303 | 246 | 179 | 224 | 238 | 270 | 228 | 189 |
|-----|-----|-----|-----|-----|-----|-----|-----|-----|-----|-----|
|-----|-----|-----|-----|-----|-----|-----|-----|-----|-----|-----|



**CITY OF OWASSO
RESIDENTIAL LOT INVENTORY STATUS
December 31, 2016**

| <u>SUBDIVISION</u> | <u># OF LOTS</u> | <u># DEVELOPED</u> | <u># AVAILABLE</u> |
|--|-------------------------|---------------------------|---------------------------|
| Burberry Place (6/09) | 89 | 87 | 2 |
| Camelot Estates (4/07) | 139 | 115 | 24 |
| Carrington Pointe I (1/11) | 171 | 171 | 0 |
| Carrington Pointe I Extended (10/15) | 15 | 13 | 2 |
| Country Estates III (3/99) | 61 | 58 | 3 |
| Country Estates VI (11/03) | 37 | 36 | 1 |
| Crescent Ridge (02/08) | 101 | 93 | 8 |
| Fairways V (8/99) | 71 | 67 | 4 |
| Fairways VI (12/00) | 42 | 41 | 1 |
| Falls at Garrett Creek (12/05) | 85 | 84 | 1 |
| Falls at Garrett Creek Amended (12/05) | 24 | 23 | 1 |
| Honey Creek (4/02) | 202 | 198 | 4 |
| Keys Landing I (3/08) | 131 | 121 | 10 |
| Lake Valley IV (5/10) | 114 | 112 | 2 |
| Lake Valley V (9/30) | 78 | 73 | 5 |
| Lake Valley V Phase 2 | 82 | 71 | 11 |
| Lake Valley V Phase 3 | 71 | 56 | 15 |
| Lakes at Bailey Ranch (10/07) | 235 | 232 | 3 |
| Nottingham Estates IV (8/01) | 20 | 18 | 2 |
| Nottingham Estates V (3/01) | 44 | 43 | 1 |
| Nottingham Hill (6/09) | 58 | 16 | 42 |
| Park Place at Preston Lakes | 93 | 93 | 0 |
| Preston Lakes (12/00) | 272 | 243 | 29 |
| Preston Lakes III (10/04) | 147 | 144 | 3 |
| Remington Park II (11/04) | 84 | 82 | 2 |
| Sawgrass Park II (04/05) | 96 | 94 | 2 |
| The Summit at Southern Links (6/97) | 31 | 27 | 4 |
| The Champions East (05/08) | 66 | 42 | 24 |
| The Champions West (5/08) | 45 | 36 | 9 |
| Watercolours (12/02) | 40 | 31 | 9 |
| TOTALS | 2744 | 2520 | 224 |

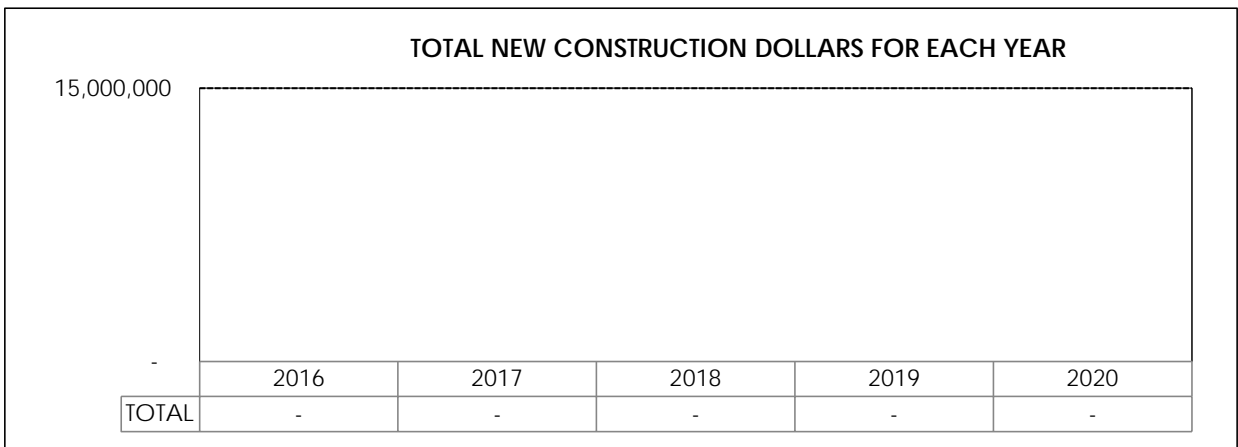
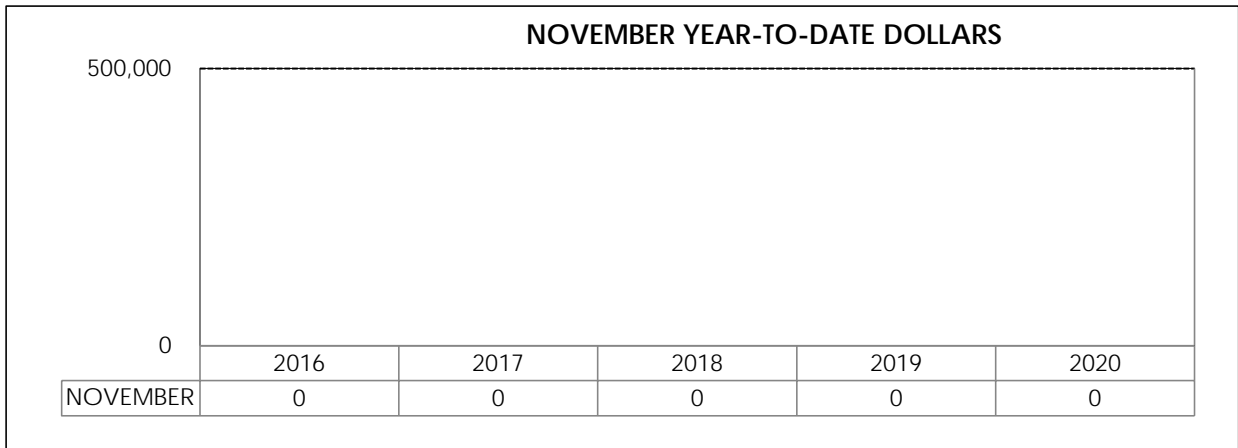
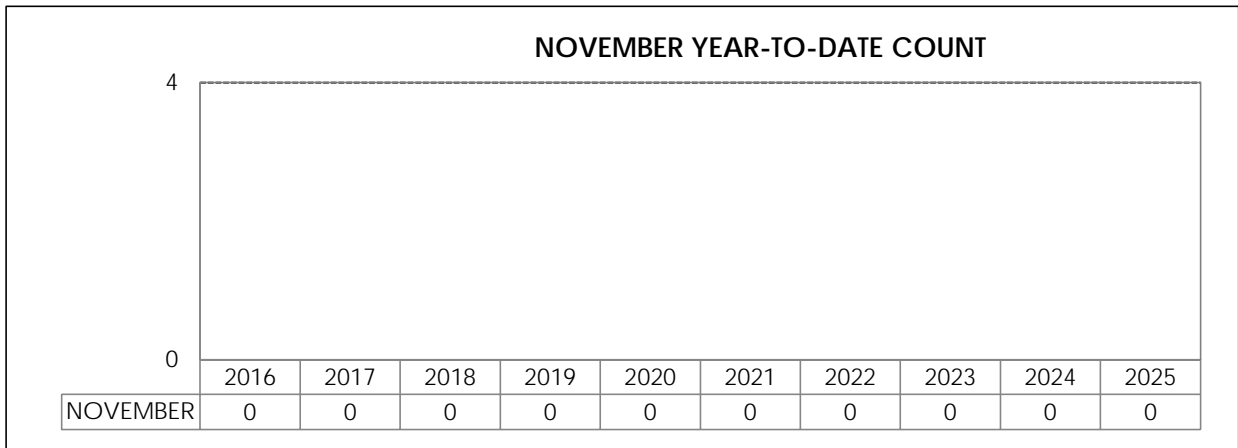
CITY OF OWASSO Residential Lot Inventory Status



RESIDENTIAL MULTI-FAMILY NEW CONSTRUCTION MONTH END REPORT DECEMBER 2016

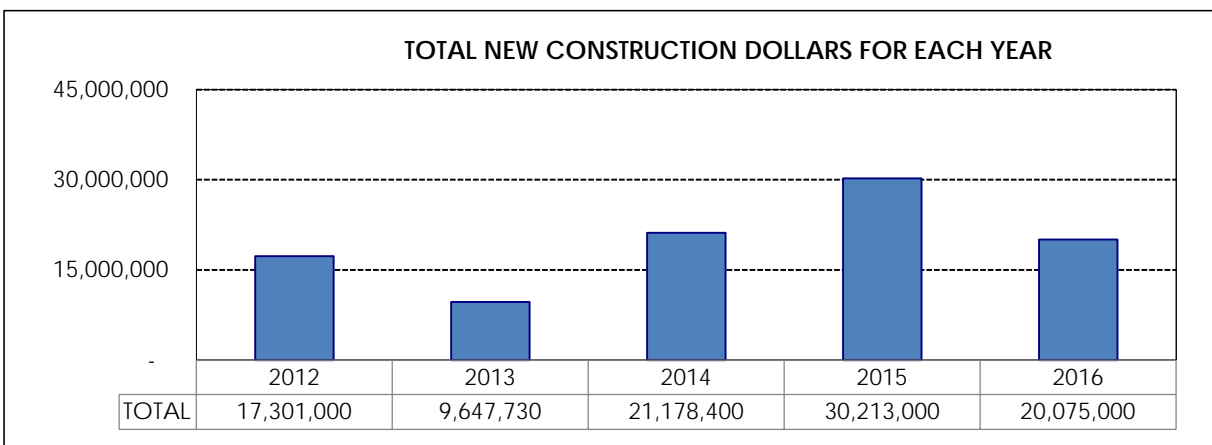
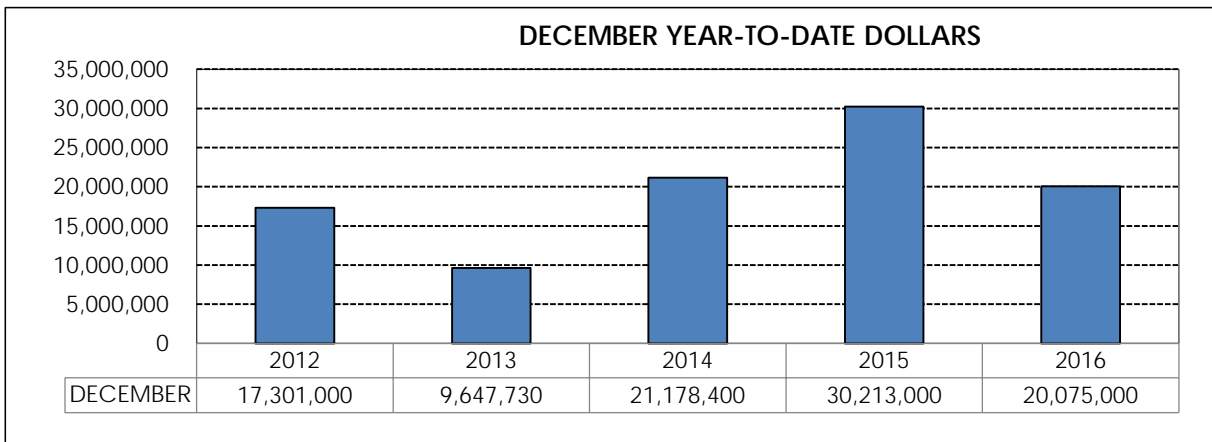
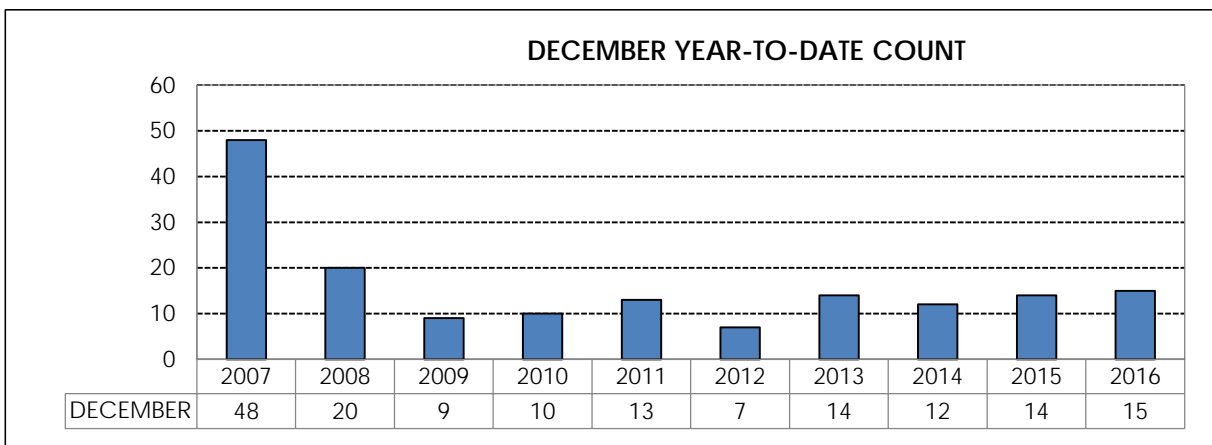
(Initial recording began May 2016)

| Month | 2016 | 2017 | 2018 | 2019 | 2020 | 2021 | 2022 | 2023 | 2024 | 2025 |
|---------------|----------|----------|----------|----------|----------|----------|----------|----------|----------|----------|
| 1 January | | | | | | | | | | |
| 2 February | | | | | | | | | | |
| 3 March | | | | | | | | | | |
| 4 April | | | | | | | | | | |
| 5 May | 0 | | | | | | | | | |
| 6 June | 0 | | | | | | | | | |
| 7 July | 0 | | | | | | | | | |
| 8 August | 0 | | | | | | | | | |
| 9 September | 0 | | | | | | | | | |
| 10 October | 0 | | | | | | | | | |
| 11 November | 0 | | | | | | | | | |
| 12 December | 0 | | | | | | | | | |
| Totals | 0 | 0 | 0 | 0 | 0 | 0 | 0 | 0 | 0 | 0 |
| YTD | 0 | 0 | 0 | 0 | 0 | 0 | 0 | 0 | 0 | 0 |



COMMERCIAL NEW CONSTRUCTION MONTH END REPORT DECEMBER 2016

| Month | 2007 | 2008 | 2009 | 2010 | 2011 | 2012 | 2013 | 2014 | 2015 | 2016 |
|---------------|-----------|-----------|----------|-----------|-----------|----------|-----------|-----------|-----------|-----------|
| 1 January | 4 | 4 | 1 | 1 | 3 | 1 | 1 | 1 | 1 | 2 |
| 2 February | 3 | 2 | 0 | 1 | 3 | 1 | 1 | 0 | 2 | 1 |
| 3 March | 2 | 0 | 1 | 3 | 0 | 0 | 0 | 1 | 2 | 0 |
| 4 April | 0 | 4 | 1 | 1 | 1 | 0 | 4 | 0 | 2 | 0 |
| 5 May | 1 | 1 | 2 | 1 | 2 | 1 | 0 | 0 | 0 | 0 |
| 6 June | 1 | 1 | 2 | 0 | 0 | 2 | 1 | 2 | 3 | 2 |
| 7 July | 0 | 1 | 0 | 0 | 0 | 0 | 1 | 0 | 0 | 2 |
| 8 August | 3 | 1 | 0 | 0 | 2 | 2 | 0 | 0 | 0 | 2 |
| 9 September | 28 | 3 | 0 | 0 | 0 | 0 | 0 | 3 | 2 | 3 |
| 10 October | 4 | 1 | 0 | 0 | 1 | 0 | 4 | 0 | 1 | 2 |
| 11 November | 1 | 1 | 2 | 2 | 1 | 0 | 1 | 3 | 1 | 1 |
| 12 December | 1 | 1 | 0 | 1 | 0 | 0 | 1 | 2 | 0 | 0 |
| Totals | 48 | 20 | 9 | 10 | 13 | 7 | 14 | 12 | 14 | 15 |
| YTD | 48 | 20 | 9 | 10 | 13 | 7 | 14 | 12 | 14 | 15 |



OCCUPANCY PERMITS

| NAME | ADDRESS | DATE | COMPLETE |
|------------------------------------|------------------------------|------------|----------|
| DECEMBER 2016 | | | |
| TLC Nails | 12307 E 96 St N | 12/3/2015 | Yes |
| NOVEMBER 2016 | | | |
| Braum's | 11503 E 76 St N | 11/10/2016 | Yes |
| Titan Title | 9455 N Owasso Exp #I | 11/30/2016 | Yes |
| Another Chapter | 9455 N Owasso Exp #J | 11/23/2016 | Yes |
| OCTOBER 2016 | | | |
| The Stacy Group | 8091 N Owasso Exp | 10/1/2016 | Yes |
| Dale's Learning Academy | 11570 E 83 St N | 10/7/2016 | Yes |
| Panera Bread | 12417 E 96 St N | 10/27/2016 | Yes |
| SEPTEMBER 2016 | | | |
| Zaxby's | 12807 E 86 St N | 9/7/2016 | Yes |
| The Church @ Owasso | 12200 E 86 St N | 9/16/2016 | Yes |
| Village Market Offices | 8551 N 125 E Ave #300 & #325 | 9/23/2016 | Yes |
| AUGUST 2016 | | | |
| Luxe Fitness | 12500 E 86 St N #102 | 8/5/2016 | Yes |
| Rejoice High School | 13407 E 106 St N | 8/23/2016 | Yes |
| Clinch Martial Arts | 11693 N Garnett Rd | 8/24/2016 | Yes |
| Marsh Medi Clinic | 12500 E 86 St N #105 | 8/10/2016 | Yes |
| B & B Fitness | 9220 N Garnett Rd #1040 | 8/5/2016 | Yes |
| JULY 2016 | | | |
| First Church | 10100 N Garnett Rd | 7/15/2016 | Yes |
| Dusty's Grill & Cantina | 7708 N Owasso Exp | 7/5/2016 | Yes |
| Sun Spark Foot Massage | 12500 E 86 St N #105A | 7/5/2016 | Yes |
| PJ Bar & Grill | 9500 N 129 E Ave #130 | 7/1/2016 | Yes |
| JUNE 2016 | | | |
| Starbucks | 13506 E 116 St N | 6/6/2016 | Yes |
| Braum's | 11415 E 96 St N | 6/9/2016 | Yes |
| The Emerald Academy | 11111 N 116 St N | 6/13/2016 | Yes |
| Owasso Auto Source | 300 W 2 Ave | 6/16/2016 | Yes |
| Folds of Honor | 8551 N 125 E Ave, Suite 100 | 6/17/2016 | Yes |
| Bailey Medical Center ~ Bariatrics | 10512 N 110 E Ave | 6/28/2016 | Yes |
| Serenity Nails | 9500 N 129 E Ave | 5/23/2016 | Yes |
| APRIL 2016 | | | |
| Starbucks | 9035 N 121 E Ave | 4/1/2016 | Yes |
| Red Robin | 9017 N 121 E Ave | 4/4/2016 | Yes |
| Capelli Salon | 12300 E 86 St N | 4/8/2016 | Yes |
| MARCH 2016 | | | |
| Owasso Laundromat Facility | 12802 E 86 PI N | 3/11/2016 | Yes |
| Owasso Express Laundry Center | 9700 North Garnett Road | 3/22/2016 | Yes |
| FEBRUARY 2016 | | | |
| Butcher Bros. Meats | 13720 E 86 St N #160 | 2/8/2016 | Yes |
| JANUARY 2016 | | | |
| Liquids | 11413 E 96 St N #300 | 1/25/2016 | Yes |

PERMITS APPLIED FOR IN DECEMBER 2016

| ADDRESS | BUILDER | ADD/ZONE | VALUE | A.S.F. | PERMIT# |
|--------------------|----------------------|----------|------------|--------|-----------|
| 14609 E 114 St N | Simmons Homes | LVV3/RS3 | \$ 133,265 | 2,423 | 16-1201-X |
| 14601 E 113 St N | Capital Homes | LVV2/RS3 | \$ 145,035 | 2,637 | 16-1201-X |
| 12203 E 96 St N #3 | Wagoner Const. Serv. | OM/CS | \$ 177,600 | 4,804 | 16-1203-C |
| 8501 N Owasso Exp | Thompson Const. | 3L/CG | \$ 208,000 | 2,080 | 16-1204-C |
| 12500 E 86 St N | Acura Neon | ECCC/CG | \$ 13,000 | 27 | 16-1205-S |
| 12307 E 96 St N | Rainbow Signs | OM/CS | \$ 2,000 | 30 | 16-1206-S |
| 12415B E 96 St N | Winfax Const. | OM/CS | \$ 12,000 | 1,092 | 16-1207-C |
| 14515 E 114 St N | Simmons Homes | LVV3/RS3 | \$ 111,760 | 2,032 | 16-1208-X |
| 9717 N 100 E Ave | Homeowner | CG/RS3 | \$ 8,700 | 336 | 16-1209-X |

| | | |
|---------------------------------|-------------------|--------------------|
| 3 Single Family | \$ 390,060 | 7,092 SqFt |
| 1 Residential Remodel | \$ 8,700 | 336 SqFt |
| 3 Commercial Remodel | \$ 397,600 | 7,976 SqFt |
| 2 Signs | \$ 15,000 | 57 SqFt |
| 9 Total Building Permits | \$ 811,360 | 15,461 SqFt |

City of Owasso Public Work Department
STATUS REPORT
January 3, 2017

- **E 76 St N Widening (from U.S. Hwy169 to N 129 E Avenue)**
 - In 2010, federal funding was awarded for the engineering, right-of-way and utility relocation phase. In 2011, federal funding was awarded for the construction phase. Through the Surface Transportation Program, the city will be required to match the costs by 20% for each phase.
 - In February 2016, ODOT and Federal Highway Administration approved the environmental document.
 - Engineering design is approximately 90% complete.
 - **Right of Way and easement acquisition began in July 2016 with completion anticipated by April 2017. Recently, Meshek and Mr. Feary successfully negotiated with one more property owner. Furthermore, negotiations continue with the remaining 16 property owners.**
 - **Utility relocation is expected to begin in May 2017 with completion by February 2018.**
 - **Construction is scheduled to occur in May 2018 with completion by March 2019.**
- **E 76 St N and Main Street Intersection Improvement Project**
 - In June 2015, City Council approved an engineering agreement with McClelland Engineering. Engineering design is approximately 90% complete.
 - In July 2016, City Council approved this project as eligible to receive CIP funds.
 - Land acquisition is complete.
 - **Private utility relocation commenced September 2016 with completion by February 2017.**
 - **Bid advertisement is anticipated to occur in January 2017 with bid opening in February 2017.**
 - **Construction is scheduled to commence in April 2017 with completion in October 2017.**
- **Garnett Road Widening (from E 96 St N to E 106 St N)**
 - In November 2012, Council approved an engineering agreement with Dewberry.
 - In November 2013, federal funds were awarded through the Surface Transportation Program. A 20% fund match is required.
 - ODOT approved the environmental document in June 2015. The Federal Highway Administration (FHWA) approved the document in July 2015.
 - Right of way and easement obtainment commenced in October 2015 with completion anticipated in January 2017.
 - Utility relocation is expected to begin in March 2017 with completion by December 2017.
 - Construction is scheduled to commence in March 2018 with completion by December 2018.
- **Garnett Road Widening (E 106 St N to E 116 St N)**
 - In March 2016, City Council approved an engineering agreement with McClelland Consulting Engineers.
 - Engineering design is approximately 60% complete.
 - Right of way and easement acquisition anticipated to commence in January 2017 with completion by August 2017. **Staff is currently reviewing the ROW documents. Land appraisals will be requested this month.**
 - Utility relocation is expected to begin in September 2017 with completion by June 2018.
 - Construction is scheduled to commence in September 2018 with completion in May 2019.
- **E 106 St N and N 145 E Avenue Intersection Improvements**
 - In January 2016, Council approved an engineering agreement with Poe and Associates.
 - In February 2016, engineering design commenced with completion scheduled in March 2017.
 - Engineering design is approximately 60% complete.
 - Right of way and easement acquisition anticipated to commence in January 2017 with completion May 2017. **ROW documents will be provided next week for staff review. Land appraisals should commence in February 2017.**

- Utility relocation is expected to begin in July 2017 with completion by January 2018.
- Construction is scheduled to commence in April 2018 with completion in October 2018.
- **E 116 St N & N 129 E Avenue Intersection Improvements**
 - November 2014, funding for the construction phase of this project was approved to receive federal funds in the amount of \$2,186,000. This "matching grant" is 80% ODOT funding, 10% Tulsa County funding and 10% City funding.
 - January 2016, the environmental study was approved by Federal Highway Administration.
 - Engineering design is 90% complete.
 - Right of way and easement acquisition is anticipated to commence in February 2017 with completion in March 2017. **Staff is currently reviewing the ROW documents. Once approved by City staff, the documents will be sent to ODOT for their review.**
 - Utility relocation is expected to begin in May 2017 with completion by December 2017.
 - Construction is scheduled to commence in March 2018 with completion in September 2018.
- **FY 2016 Street Rehabilitation Program**
 - In August 2015, City Council approved the project priority list.
 - Preventative maintenance – Crack Sealing commenced in June 2016 with completion in August 2016.
 - The remainder of the project was advertised and the bid opening occurred August 23, 2016.
 - City Council approved the construction contracts on September 6, 2016.
 - Construction commenced in October 2016 with completion anticipated in May 2017.
 - **Base and curb/gutter repairs continue in the Elm Creek subdivision with completion by mid-January 2017, weather permitting. Once complete, Lowery Construction responsible for the asphalt and curb/gutter repairs will mobilize to Atlanta, Broadway and 1st Street.**
 - **In late December 2016, Keystone Construction responsible for the concrete road installation mobilized on the alley between Fosters Paint and Urban Owasso.**
- **FY 2017 Street Rehabilitation Program**
 - In September 2016, City Council approved the proposed project list.
 - Staff is preparing the design and bid documents and anticipates bidding the project in early 2017.
 - Construction could begin in April 2017, and completed by December 2017.
- **Brookfield Crossing Stormwater Improvements**
 - In July 2016, City Council approved this project as eligible to receive CIP funds.
 - Engineering design was complete in December 2016.
 - **Bid advertisement occurred in December 2016 with bid opening in January 2017.**
 - **Construction is anticipated to commence in March 2017 with completion in November 2017.**
- **Central Park / Lakeridge Stormwater Improvements**
 - In July 2015, Council approved an engineering agreement Meshek and Associates. Engineering design and bid specifications are expected to be complete by November 2016.
 - In July 2016, City Council approved this project as eligible to receive CIP funds.
 - Army Corp of Engineers is reviewing the plans.
 - Bid advertisement and construction can begin upon approval by the Army Corp of Engineers.
- **Rayola Park / Elm Creek Tributary 5A Stormwater Improvements**
 - In July 2016, City Council approved this project as eligible to receive CIP funds.
 - A letter of intent will be mailed to local engineering firms requesting qualifications in March 2017.
- **South Sports Park Regional Detention Facility**
 - In July 2015, Council approved an engineering agreement Meshek and Associates.
 - In May 2016, Capital Improvement Committee approved and recommended to City Council to include this project to the CIP list.
 - In July 2016, City Council approved this project as eligible to receive CIP funds.
 - Engineering design is complete. Staff anticipates receiving comment or approval within forty-five days (mid-December 2016) from US Army Corp of Engineers. Bid advertisement

and construction is anticipated to begin once US Army Corp of Engineers have approved the construction/mitigation plans.

- **USACE sent a letter in late December 2016 requesting a historical/cultural survey on the site by an archeologist.**

- **Garrett Creek/Morrow Place – Lift Station, Force Main, Gravity Sewer Line Improvements**
 - In March 2016, City Council approved Garrett Creek/Morrow Place Sewer Improvement Assessment Area.
 - In July 2016, City Council approved this project as eligible to receive CIP funds.
 - In October 2016, utility easement acquisition commenced with completion scheduled to occur in December 2016.
 - In October 2016, ODEQ approved the engineering plans and provided a permit to construct.
 - **Bid advertisement is scheduled to occur in January 2017 with bid opening in February 2017.**
 - **Construction is anticipated to commence in March 2017 with completion in November 2017.**

E 116 ST NORTH

- **Mingo and E 116 St N Intersection/E 116 St N to Garnett Road Improvements**
 - In December 2016, City Council approved an engineering agreement with Garver LLC. Kick-off meeting with Garver LLC, scheduled for January 2017.

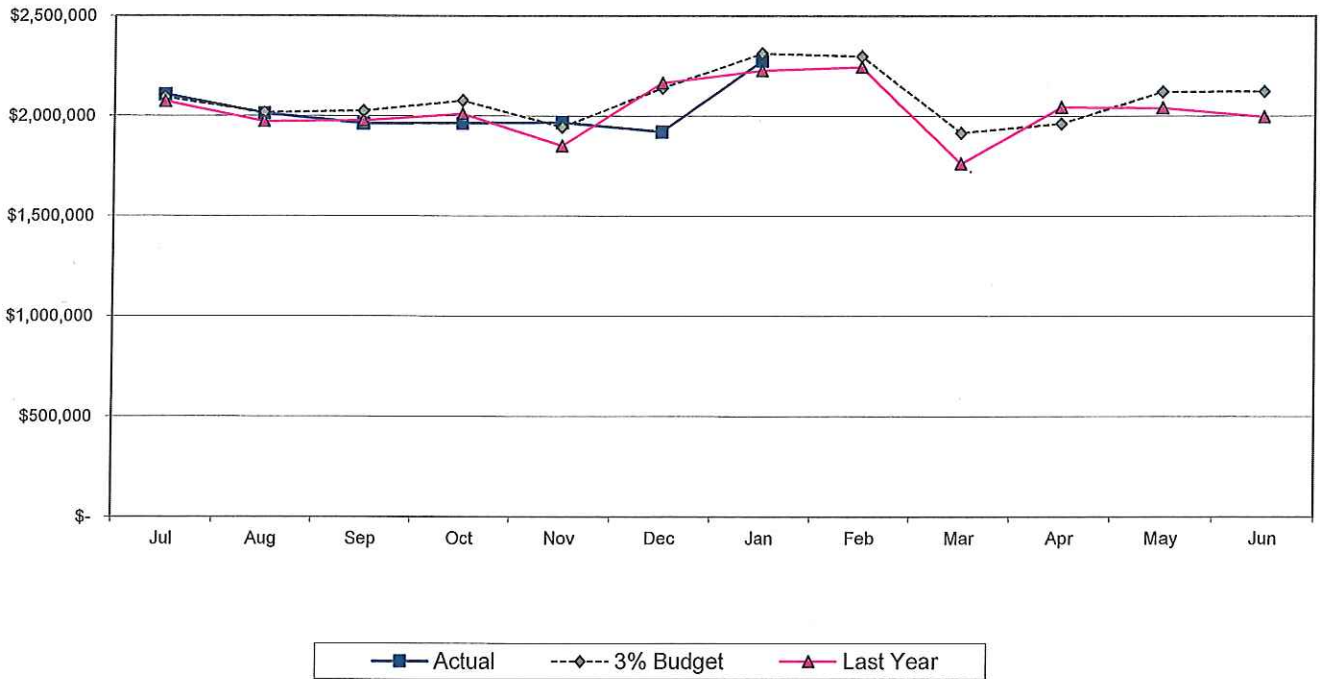
- **Garnett and E 116 St N Intersection/E 116 St N to N 129 E Ave Improvements**
 - Engineering agreement with Guy Engineering will be submitted for Council consideration at the January 3rd 2017, City Council Meeting.

- **E 116 St N from approximately N 129 E Ave to N 135 E Ave Improvements**
 - A letter of intent was mailed to local engineering firms requesting qualifications. Six engineering firms submitted qualifications.
 - Staff has selected an engineering firm and will commence with scope development and fee negotiations in January 2017. Staff plans to have the agreement ready to present to Council in February 2017.

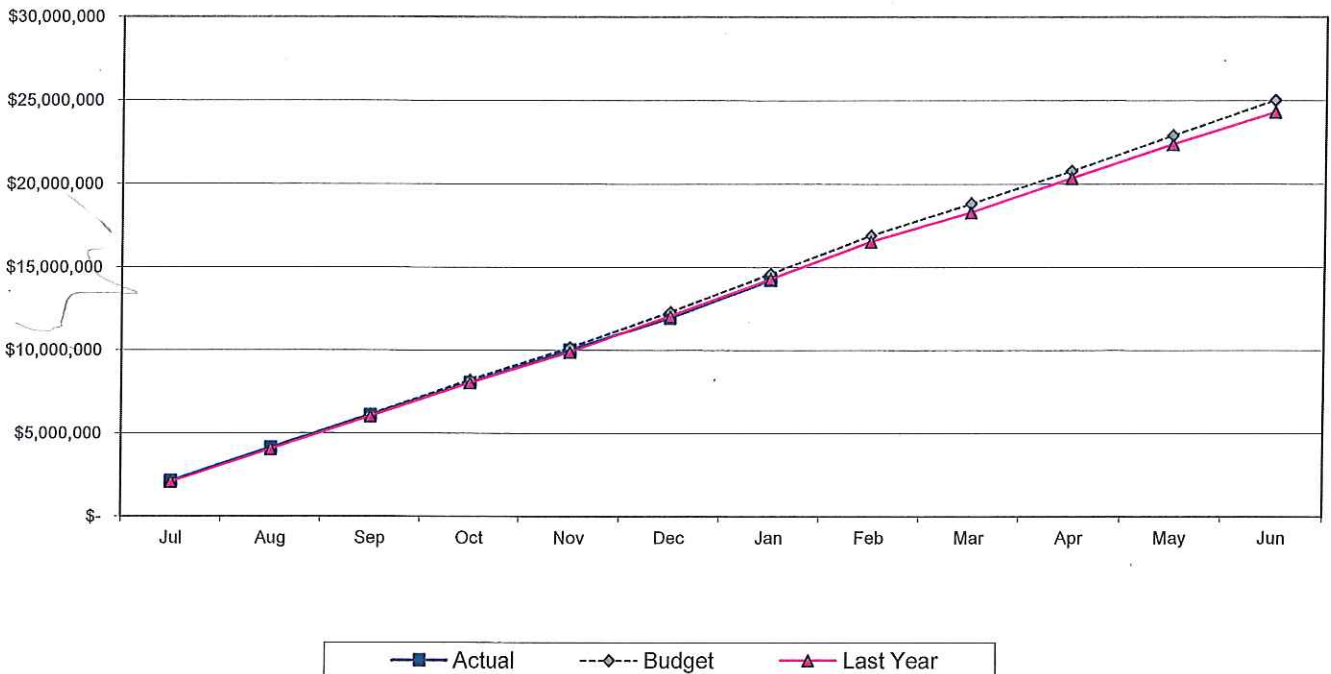
E 96 ST NORTH

- **From approximately N 119 E Ave to N 129 E Ave**
 - A letter of intent was mailed to local engineering firms requesting qualifications. Six engineering firms submitted qualifications.
 - Staff has selected an engineering firm and will commence with scope development and fee negotiations in January 2017. Staff plans to have the agreement ready to present to Council in February 2017.

Monthly 3% Sales Tax Comparisons



Year-to-Date 3% Sales Tax Totals



City of Owasso
 Monthly 3% Sales Tax Revenues
 Last Five Fiscal Years

| | 2016-2017 | | 2015-2016 | | 2014-2015 | | 2013-2014 | | 2012-2013 | |
|-----|-----------|------------|-----------|------------|-----------|------------|-----------|------------|-----------|------------|
| Jul | \$ | 2,108,777 | \$ | 2,073,553 | \$ | 1,865,194 | \$ | 1,704,985 | \$ | 1,630,957 |
| Aug | \$ | 2,014,531 | \$ | 1,973,796 | \$ | 1,820,788 | \$ | 1,678,483 | \$ | 1,521,846 |
| Sep | \$ | 1,963,590 | \$ | 1,978,203 | \$ | 1,832,861 | \$ | 1,617,952 | \$ | 1,518,488 |
| Oct | \$ | 1,965,220 | \$ | 2,011,595 | \$ | 1,896,451 | \$ | 1,677,145 | \$ | 1,560,824 |
| Nov | \$ | 1,968,688 | \$ | 1,851,194 | \$ | 1,808,171 | \$ | 1,612,339 | \$ | 1,447,596 |
| Dec | \$ | 1,922,362 | \$ | 2,166,025 | \$ | 1,862,936 | \$ | 1,748,989 | \$ | 1,605,740 |
| Jan | \$ | 2,277,653 | \$ | 2,228,743 | \$ | 2,125,525 | \$ | 2,073,564 | \$ | 1,792,034 |
| Feb | \$ | - | \$ | 2,246,904 | \$ | 2,004,466 | \$ | 1,990,104 | \$ | 1,817,864 |
| Mar | \$ | - | \$ | 1,762,488 | \$ | 1,780,454 | \$ | 1,544,058 | \$ | 1,500,014 |
| Apr | \$ | - | \$ | 2,044,284 | \$ | 1,781,713 | \$ | 1,696,815 | \$ | 1,499,708 |
| May | \$ | - | \$ | 2,041,458 | \$ | 1,950,586 | \$ | 1,813,883 | \$ | 1,629,482 |
| Jun | \$ | - | \$ | 1,936,362 | \$ | 1,998,314 | \$ | 1,864,533 | \$ | 1,643,878 |
| | \$ | 14,220,821 | \$ | 24,314,606 | \$ | 22,727,460 | \$ | 21,022,850 | \$ | 19,168,431 |

Estimated collection on 3% sales tax. Actual breakdown for half-penny collections for current month not yet available.

City of Owasso
 3% Sales Tax Report
 Budget to Actual Comparison
 January 9, 2017

| | 2016-17 Actual Collections | | 2016-17 Budget Projections | | Over (Under) Projection | |
|--------|-------------------------------|---------|-------------------------------|---------|-------------------------|---------|
| | Amount | Percent | Amount | Percent | Amount | Percent |
| Jul | \$ 2,108,777 | 8.4% | \$ 2,093,447 | 8.4% | \$ 15,330 | 0.7% |
| Aug | 2,014,531 | 8.0% | 2,016,825 | 8.1% | (2,294) | -0.1% |
| Sep | 1,963,590 | 7.8% | 2,025,584 | 8.1% | (61,994) | -3.1% |
| Oct | 1,965,220 | 7.8% | 2,077,130 | 8.3% | (111,910) | -5.4% |
| Nov | 1,968,688 | 7.9% | 1,944,956 | 7.8% | 23,732 | 1.2% |
| Dec | 1,922,362 | 7.7% | 2,141,396 | 8.6% | (219,034) | -10.2% |
| Jan | 2,277,653 | 9.1% | 2,314,298 | 9.2% | (36,645) | -1.6% |
| Feb | | | | | | |
| Mar | | | | | | |
| Apr | | | | | | |
| May | | | | | | |
| Jun | | | | | | |
| Totals | <u>\$ 14,220,821</u> | 56.8% | <u>\$ 14,613,636</u> | 58.4% | <u>\$ (392,815)</u> | -2.7% |

Estimated collection on 3% sales tax. Actual breakdown for half-penny collections for current month not yet available.

City of Owasso
 3% Sales Tax Report
 Two Year Comparison
 January 9, 2017

| | 2016-17 | | 2015-16 | | Increase or (Decrease) | |
|--------|----------------------|-------------------|----------------------|-------------------|------------------------|---------|
| | Amount | Percent of Budget | Amount | Percent of Actual | Amount | Percent |
| Jul | \$ 2,108,777 | 8.4% | \$ 2,073,553 | 8.5% | \$ 35,224 | 1.7% |
| Aug | 2,014,531 | 8.0% | 1,973,796 | 8.1% | 40,735 | 2.1% |
| Sep | 1,963,590 | 7.8% | 1,978,203 | 8.1% | (14,613) | -0.7% |
| Oct | 1,965,220 | 7.8% | 2,011,595 | 8.3% | (46,376) | -2.3% |
| Nov | 1,968,688 | 7.9% | 1,851,194 | 7.6% | 117,494 | 6.3% |
| Dec | 1,922,362 | 7.7% | 2,166,025 | 8.9% | (243,663) | -11.2% |
| Jan | 2,277,653 | 9.1% | 2,228,743 | 9.2% | 48,910 | 2.2% |
| Feb | | | | | | |
| Mar | | | | | | |
| Apr | | | | | | |
| May | | | | | | |
| Jun | | | | | | |
| Totals | <u>\$ 14,220,821</u> | 56.8% | <u>\$ 14,283,110</u> | 58.7% | <u>\$ (62,288)</u> | -0.4% |

Note: Fiscal Year 2017 Sales Tax Budget is \$25.035 million; FY'16 actual was \$24.315 million.

City of Owasso
 Half-Penny Sales Tax Report
 Budget to Actual Comparison
 January 9, 2017

| | 2016-17 Actual Collections | | 2016-17 Budget Projections | | Over (Under) Projection | |
|--------|-------------------------------|---------|-------------------------------|---------|-------------------------|---------|
| | Amount | Percent | Amount | Percent | Amount | Percent |
| Jul | \$ 349,234 | 8.9% | \$ 348,908 | 8.9% | \$ 326 | 0.1% |
| Aug | 336,391 | 8.6% | 336,138 | 8.6% | 254 | 0.1% |
| Sep | 327,065 | 8.4% | 337,597 | 8.6% | (10,532) | -3.1% |
| Oct | 327,329 | 8.4% | 346,188 | 8.8% | (18,860) | -5.4% |
| Nov | 328,087 | 8.4% | 324,159 | 8.3% | 3,927 | 1.2% |
| Dec | 320,386 | 8.2% | 356,899 | 9.1% | (36,514) | -10.2% |
| Jan | 379,609 | 9.7% | 385,716 | 9.8% | (6,107) | -1.6% |
| Feb | | | | | | |
| Mar | | | | | | |
| Apr | | | | | | |
| May | | | | | | |
| Jun | | | | | | |
| Totals | <u>\$ 2,368,101</u> | 60.5% | <u>\$ 2,435,606</u> | 62.2% | <u>\$ (67,505)</u> | -2.8% |

Estimated collection on Half-Penny sales tax. Actual breakdown for half-penny collections for current month not yet available.

City of Owasso
 Monthly Use Tax Revenues
 Last Five Fiscal Years

| | Actual 2016-2017 | 2015-2016 | 2014-2015 | 2013-2014 | 2012-2013 | 2011-2012 |
|-------|---------------------|---------------------|-------------------|-------------------|-------------------|-------------------|
| Jul | \$ 82,565 | \$ 72,360 | \$ 50,298 | \$ 78,705 | \$ 33,565 | \$ 41,491 |
| Aug | 86,552 | 96,428 | 56,646 | 105,903 | 33,983 | 52,650 |
| Sep | 87,371 | 122,962 | 61,204 | 69,079 | 47,609 | 53,051 |
| Oct | 86,713 | 106,846 | 86,146 | 103,683 | 59,327 | 48,435 |
| Nov | 80,855 | 91,876 | 89,434 | 64,434 | 50,722 | 43,504 |
| Dec | 84,107 | 113,941 | 89,482 | 86,424 | 48,320 | 52,052 |
| Jan | 127,549 | 86,358 | 65,206 | 57,183 | 60,594 | 47,738 |
| Feb | | 102,681 | 110,645 | 75,454 | 78,302 | 55,671 |
| Mar** | | 61,748 | 87,044 | 50,121 | 57,199 | 44,140 |
| Apr | | 78,834 | 56,776 | 55,507 | 30,577 | 29,497 |
| May | | 92,867 | 75,895 | 63,674 | 51,094 | 55,835 |
| Jun* | | 96,434 | 98,093 | 42,884 | 75,139 | 41,989 |
| | <u>\$ 635,713</u> | <u>\$ 1,123,335</u> | <u>\$ 926,869</u> | <u>\$ 853,050</u> | <u>\$ 626,431</u> | <u>\$ 566,050</u> |

**Increase in sales tax rate from 3.5% to 4.05% March 2017

*Increase in sales tax rate from 3% to 3.5% June 2015