

**PUBLIC NOTICE OF THE MEETING OF THE
OWASSO ECONOMIC DEVELOPMENT AUTHORITY**

RECEIVED
MAY 15 2017
City Clerk's Office

TYPE OF MEETING: Regular
DATE: Thursday, May 18, 2017
TIME: 10:00 a.m.
PLACE: Owasso City Hall, Lower Level Conference Room
200 S. Main
Owasso, Oklahoma

Notice of rescheduled Regular meeting filed in the office of the City Clerk on April 26, 2017, and agenda filed in the office of the City Clerk and posted at City Hall at 5:00 PM on Tuesday, May 16, 2017.


Chelsea Levo Feary, Economic Development Director

AGENDA

1. **Call to Order**
Mr. Charney, Chair
2. **Consideration and appropriate action relating to a request for Trustee approval of the Consent Agenda. All matters listed under "Consent" are considered by the Trustees to be routine and will be enacted by one motion. Any Trustee may, however, remove an item from the Consent Agenda by request. A motion to adopt the Consent Agenda is non-debatable.**
 - A. Approve minutes of the April 13, 2017 regular meeting
Attachment
 - B. Approve claims
Attachment
 - C. Accept monthly financial reports
Attachment
3. **Consideration and appropriate action relating to items removed from the Consent Agenda**
4. **Presentation, discussion, and appropriate action relating to the proposed FY 2017-18 Hotel Tax Fund Budget.**
Ms. Feary
Ms. Jones
Attachment

Staff will present the proposed budget for OEDA recommendation to the City Council.
5. **Presentation and discussion relating to the proposed OEDA FY 2017-18 Annual Operating Budget.**
Ms. Feary
Ms. Jones
Attachment

Staff will present the proposed budget for discussion.

6. Consideration and appropriate action relating to proposed Resolution No. 2017-01 approving the OEDA FY 2017-18 Annual Operating Budget.

Ms. Feary
Attachment

Staff will recommend approval of Resolution 2017-01.

7. Report from OEDA Director

Ms. Feary
Attachment
** Business Development Report*
** Monthly Building Report*
** Public Works Project Status Report*
** Monthly Sales Tax Report*

8. Report from OEDA Manager

Mr. Lehr

9. Report from OEDA Trustees

10. New Business (New Business is any item of business which could not have been foreseen at the time of posting of the agenda.)

11. Adjournment

OWASSO ECONOMIC DEVELOPMENT AUTHORITY
MINUTES OF REGULAR MEETING
Thursday, April 13, 2017

The Owasso Economic Development Authority met in regular session on Thursday, April 13, 2017 at City Hall in the Community Room, 200 S Main St, Owasso, Oklahoma per the Notice of Public Meeting and Agenda filed in the office of the City Clerk and posted at City Hall, 200 S Main St at 5:00 pm on Tuesday, April 11, 2017.

1. Call to Order

Chair David Charney called the meeting to order at 10:00 am.

PRESENT

David Charney, Chair

Gary Akin, Secretary

Skip Mefford, Trustee

Dee Sokolosky, Trustee

Bryan Spriggs, Trustee

Dirk Thomas, Trustee

ABSENT

Jeri Moberly, Trustee

A quorum was declared present.

2. Consideration and appropriate action relating to a request for Trustee approval of the Consent Agenda. All matters listed under "Consent" are considered by the Trustees to be routine and will be enacted by one motion. Any Trustee may, however, remove an item from the Consent Agenda by request. A motion to adopt the Consent Agenda is non-debatable.

A. Approval of minutes of the February 9, 2017 regular meeting

B. Approval of February 2017 and March 2017 claims

C. Acceptance of the monthly financial reports for February 2017 and March 2017

Mr. Mefford moved to approve the Consent Agenda, seconded by Mr. Sokolosky.

YEA: Akin, Charney, Mefford, Sokolosky, Thomas,

NAY: None

ABSTAIN: Spriggs

Motion carried: 5-1

3. Consideration and appropriate action relating to items removed from the Consent Agenda
None

4. Presentation, discussion, and appropriate action related to a proposal for economic development strategic planning

Chelsea Feary presented the item and introduced Allison Larsen of TadZo Consulting. Ms. Larsen presented the proposal and discussion was held.

Mr. Mefford moved to submit a recommendation to the Owasso City Council to approve the proposal as presented, less any monetary contributions received from private entities, seconded by Dr. Spriggs.

YEA: Akin, Charney, Mefford, Sokolosky, Spriggs, Thomas

NAY: None

ABSTAIN: None

Motion carried: 6-0

5. Report from OEDA Director

Chelsea Feary referred Trustees to the reports provided in the agenda packet and discussion was held.

6. Report from OEDA Manager

No Report.

7. Report from OEDA Trustees

No Report.

8. New Business (New Business is any item of business which could not have been foreseen at the time of posting of the agenda.)

None

9. Adjournment

Mr. Mefford moved to adjourn the meeting, seconded by Dr. Spriggs.

YEA: Akin, Charney, Mefford, Sokolosky, Spriggs, Thomas

NAY: None

ABSTAIN: None

Motion carried: 6-0 and the meeting adjourned at 11:37 am.

Juliann M. Stevens, Minute Clerk



TO: THE HONORABLE CHAIR AND TRUSTEES
OWASSO ECONOMIC DEVELOPMENT AUTHORITY

FROM: CHELSEA LEVO FEARY
ECONOMIC DEVELOPMENT DIRECTOR

SUBJECT: CLAIMS, OEDA

DATE: May 18, 2017

No claims for April 2017.

Owasso Economic Development Authority
Statement of Revenues, Expenses and Changes in Fund Net Assets
For the Month Ending April 30, 2017

	<u>MTD</u>	<u>YTD</u>	<u>Budget</u>
Operating Revenues	\$0.00	\$0.00	\$0.00
Operating Expenses:			
Materials & supplies	0.00	0.00	0.00
Services & other charges	0.00	0.00	5,000.00
Capital outlay	0.00	0.00	0.00
	<hr/>	<hr/>	<hr/>
Total Operating Expenses	0.00	0.00	5,000.00
	<hr/>	<hr/>	<hr/>
Operating Income (Loss)	0.00	0.00	(5,000.00)
Non-Operating Revenues (Expenses):			
Investment income	0.67	6.81	8.00
Promissory note revenue	0.00	0.00	0.00
RAN debt service & other costs	0.00	0.00	0.00
Transfer from Hotel Tax Fund	0.00	0.00	0.00
	<hr/>	<hr/>	<hr/>
Total non-operating revenues (expenses)	0.67	6.81	\$8.00
	<hr/>	<hr/>	<hr/>
Net income (loss) before contributions and transfers	0.67	6.81	(4,992.00)
Transfer to general fund	0.00	0.00	0.00
	<hr/>	<hr/>	<hr/>
Change in net assets	0.67	6.81	(4,992.00)
Total net assets - beginning		9,079.01	9,079.01
Total net assets - ending		<u>\$9,085.82</u>	<u>\$4,087.01</u>



TO: Honorable Chair and Trustees
Owasso Economic Development Authority

FROM: Chelsea Levo Feary
Economic Development Director

SUBJECT: Hotel Tax Fund, 3% Expenditures

DATE: May 18, 2017

BACKGROUND:

In 2002, Owasso voters approved a 3% hotel tax with the funds to be “set aside and used exclusively to encourage, promote and foster economic development and cultural enhancement, tourism and pursue regional promotion for the City of Owasso” In August 2008, Owasso citizens voted to increase the hotel tax rate to 5%. The 2% increase was designated by the City Council to fund the Strong Neighborhood Initiative.

3% ECONOMIC DEVELOPMENT HOTEL TAX FUND EXPENDITURES:

The Hotel Tax fund (City of Owasso) is used to account for the revenues received from the hotel tax and to account for the use of those restricted funds. Recognizing the OEDA Trustees’ interest in the appropriation of funding for economic development, the proposed budget for fiscal year 2017-18 for the Hotel Tax fund is presented to the OEDA for review. The FY 2017-18 budget for the City of Owasso will be presented on Tuesday, June 20, 2017 for Council approval.

For FY 2017-18, the estimated revenue from the 3% hotel tax is \$245,000, which is a 5.72% increase over last year’s projected revenue. The proposed FY 2017-18 ending fund balance pertaining to economic development is \$898,128.

Proposed economic development activities include:

- Tulsa’s Future Recruiting Trips (4) \$8,000
- Tulsa’s Future \$17,500
- Governor’s Economic Development Marketing Team Call Trips (2) \$4,500
- Economic Forecast Report \$5,000
- Community and Holiday Banners \$6,000
- Holley Trolley \$7,000
- Owasso Chamber/Home & Garden Show \$1,250
- Tulsa Chamber InterCity Visit \$7,500
- Other Projects \$5,000

ATTACHMENT:

Hotel Tax Fund – 3% Summary of Revenues and Expenditures Budget
Hotel Tax Fund – 3% Expenditures Detail

CITY OF OWASSO
Economic Development (Hotel Tax Fund 3%)
Summary of Revenues and Expenditures
Budgetary Basis

	Actual	Actual	Projected	Proposed	Percent
	FY 14 15	FY 15 16	FY 16 17	FY 17 18	Change
Revenues					
Hotel Tax 3%	\$245,534	\$242,986	\$231,750	\$245,000	5.72%
Miscellaneous	1,230	1,405	1,440	1,900	31.94%
Total Economic Development Revenues	<u>\$246,764</u>	<u>\$244,391</u>	<u>\$233,190</u>	<u>\$246,900</u>	5.88%
Expenditures					
Economic Development					
Other Services	\$64,945	\$44,933	\$99,250	\$129,250	30.23%
Transfer to OEDA					
Total Economic Development Expenditures	<u>\$64,945</u>	<u>\$44,933</u>	<u>\$99,250</u>	<u>\$129,250</u>	30.23%
Surplus/(Excess Expenditure)	\$181,819	\$199,458	\$133,940	\$117,650	
Projected Beginning Total Fund Balance	\$265,261	\$447,080	\$646,538	\$780,478	20.72%
Projected Ending Total Fund Balance	<u><u>\$447,080</u></u>	<u><u>\$646,538</u></u>	<u><u>\$780,478</u></u>	<u><u>\$898,128</u></u>	15.07%

HOTEL TAX FUND - 3% ECONOMIC DEVELOPMENT

	Actual FY 14	Actual FY 15	Actual FY 16	Projected FY 17	Proposed FY 18
Revenues	\$ 234,030	\$ 246,764	\$ 244,391	\$ 233,190	\$ 245,000
Expenditures:					
Economic Development Video	2,125	0	0	0	0
Economic Forecast	5,000	5,000	5,000	5,000	5,000
Gathering on Main	907	959	706	510	0
Gov. Council for Econ. Dev. Call Trip			1,735	4,500	4,500
Holiday Banners	2,910	2,760	4,857	6,000	6,000
Holly Trolley	4,321	4,500	3,750	4,000	7,000
Home & Garden Show	1,250	1,250	1,250	1,250	1,250
ICSC		1,500	2,791	0	0
Independence Day Celebration	15,000	12,500	0	0	0
Economic Development Incentives	\$ 500,000	\$ 0	0		
Marketing materials	0	860	0		
Other Projects	0	0	0	5,000	5,000
Economic Development Contracts	48,000	12,000	0	0	60,000
TCC Regional Meeting	448	0	0	0	0
Tulsa Chamber DC Fly-In		4,799	2,293	7,500	7,500
Tulsa Chamber InterCity Visit	4,946	3,000	3,515	4,101	7,500
Tulsa's Future	15,000	15,000	15,000	17,500	17,500
Tulsa's Future Recruiting Trips		817	4,036	8,000	8,000
Expenditure Total	599,906	64,945	44,933	63,361	129,250
Ending Fund Balance	\$265,261	\$447,080	\$646,538	\$780,478	



TO: THE HONORABLE CHAIR AND TRUSTEES
OWASSO ECONOMIC DEVELOPMENT AUTHORITY

FROM: CHELSEA LEVO FEARY
ECONOMIC DEVELOPMENT DIRECTOR

SUBJECT: FISCAL YEAR 2017-18 BUDGET APPROVAL
RESOLUTION NO. 2017-01

DATE: May 18, 2017

BACKGROUND:

The proposed budget for fiscal year 2017-18 was presented last month for the OEDA Trustees review. As a Title 60 Public Trust, the OEDA is required to file an annual budget with its beneficiary, the City of Owasso. The budget or appropriation for a public trust is not a legal restriction on the expenditure of funds as it is for a municipality. Resolution No. 2017-01 adopts the annual operating budget for the OEDA.

RECOMMENDATION:

Staff recommends OEDA Trustee approval of Resolution No. 2017-01 adopting the FY 2017-18 budget proposal with estimated resources of \$9,087 and total appropriations for expenditure of \$5,000.

ATTACHMENTS:

OEDA Proposed Budget
OEDA Budget Adoption Resolution

OEDA FUND

DESCRIPTION

The Owasso Economic Development Authority Fund is established to account for revenues and expenditures of the City's Economic Development Trust Authority. The purpose of the OEDA is to plan, implement, and promote projects and programs that will directly benefit the economic well being of the community

BUDGET HIGHLIGHTS

The recommended FY 2018 budget includes \$5,000 in contingency funding for Economic Development activities that may arise during the fiscal year.

OEDA FUND

Summary of Revenues and Expenditures Budgetary Basis

	Actual 2014-2015	Actual 2015-2016	Projected 2016-2017	Projected 2017-2018	Percent Change
Revenues					
Investment Revenue	\$ 8	\$ 8	\$ 8	\$ 8	0.37%
Total Revenues	\$ 8	\$ 8	\$ 8	\$ 8	0.37%
Other Sources					
Transfers In	-	-	-	-	-
Total Revenues & Other Sources	\$ 8	\$ 8	\$ 8	\$ 8	0.37%
Expenditures					
Other Services & Charges	\$ -	\$ -	\$ -	\$ 5,000	#DIV/0!
Debt Service					100.00%
Total Department Expenditures	\$ -	\$ -	\$ -	\$ 5,000	#DIV/0!
Other Uses					
Transfers Out					-
Total Expenditures & Other Uses	\$ -	\$ -	\$ -	\$ 5,000	#DIV/0!
Change in Fund Balance	\$ 8	\$ 8	\$ 8	\$ (4,992)	0.37%
Projected Beginning Balance	9,063	9,071	9,079	9,087	0.09%
Projected Ending Balance	\$ 9,071	\$ 9,079	\$ 9,087	\$ 4,095	0.09%

OWASSO ECONOMIC DEVELOPMENT AUTHORITY

RESOLUTION NO. 2017-01

A RESOLUTION PROVIDING FOR THE ADOPTION OF AN ANNUAL OPERATING BUDGET FOR THE OWASSO ECONOMIC DEVELOPMENT AUTHORITY; ESTABLISHING LEVELS OF EXPENDITURES AS PROVIDED BY STATUTE; AND ESTABLISHING AN EFFECTIVE DATE.

WHEREAS: It is the intent of the Owasso Economic Development Authority to adopt an operating budget for fiscal year 2017-2018; and,

WHEREAS: The adoption of such budget is vital to the continuation of services to the citizens of Owasso; and,

WHEREAS: Public access to the adopted budget is desired; and,

WHEREAS: Certain filing requirements are mandated by State Statutes.

NOW THEREFORE, BE IT RESOLVED BY THE TRUSTEES OF THE OWASSO ECONOMIC DEVELOPMENT AUTHORITY:

THAT: Total resources available in the amount of \$9,087 and total appropriations in the amount of \$5,000 are hereby established.

THAT: The effective date of this Resolution shall be July 1, 2017.

APPROVED AND ADOPTED this ____ day of _____, 2017 by the Trustees of the Owasso Economic Development Authority.

Authority Chair

ATTEST:

Authority Secretary



**TO: HONORABLE CHAIR & TRUSTEES
OWASSO ECONOMIC DEVELOPMENT AUTHORITY**

**FROM: CHELSEA LEVO FEARY
DIRECTOR OF ECONOMIC DEVELOPMENT**

SUBJECT: DIRECTOR'S REPORT

DATE: May 18, 2017

NEW BUSINESS DEVELOPMENT

- The Garage Restaurant – 13303 E 96th St N
 - Hal Smith Restaurant Group restaurant
 - Last available lot in Willis Farms (Sam's)
 - Site under construction
- Fairway Market II – 9538 N Garnett Rd
 - **Redwing Shoes will occupy last vacant 1,900 sf space**
- LaQuinta Inn – 8949 N Garnett Rd
 - Under construction
- Smith Farm Market -- 9018 N 121st E Ave #500
 - Vacant 10,820 sf space
- Wheels & Thrills – NE Corner of E 106th St N and N Garnett Rd
 - New skating rink
 - Site under construction
- Eastern OK Oral Surgery Center – 12802 E 101st PI N
 - Site under construction
- Owasso Industrial Park
 - New 10,500 sf concept building to be constructed by OLT
 - Construction to begin soon
- Jim Glover Coffee Creek Dealership – 10500 block of HWY 169 E Service Rd
 - Proposed new car dealer offering Chrysler, Jeep, Dodge, Ram and Fiat
 - Five acre lot
 - Site under construction
- Home2Suites – 8700 N Garnett Rd
 - **Site under construction**
- IQ Car Wash – 8700 N Garnett Rd
 - Site under construction
- Summit Physical Therapy – 9455 N Owasso Exp. #H
 - Under construction in Tyann Plaza
- Owasso Holiday Inn Express – Tyann Plaza VII, Block 1, Lot 1
 - 48,803 sf building
 - Site plan reviewed by TAC
- Montessori Academy of Owasso – 708 N Atlanta
 - Specific Use Permit approved.
- **Torrid – 9002 N 121st E Ave Suite 300**
 - **New women's clothing store locating in space where Maurices is located**
 - **See BR&E notes regarding Maurices move**
- **Owasso Fire Station No. 4 – 11933 E 116th Street N**
 - **Site Plan reviewed by TAC**

- **Oklahoma Central Credit Union – 12901 E 116th Street N**
 - **Site Plan Reviewed by TAC**
 - **Site under construction**

REDBUD DISTRICT DEVELOPMENT

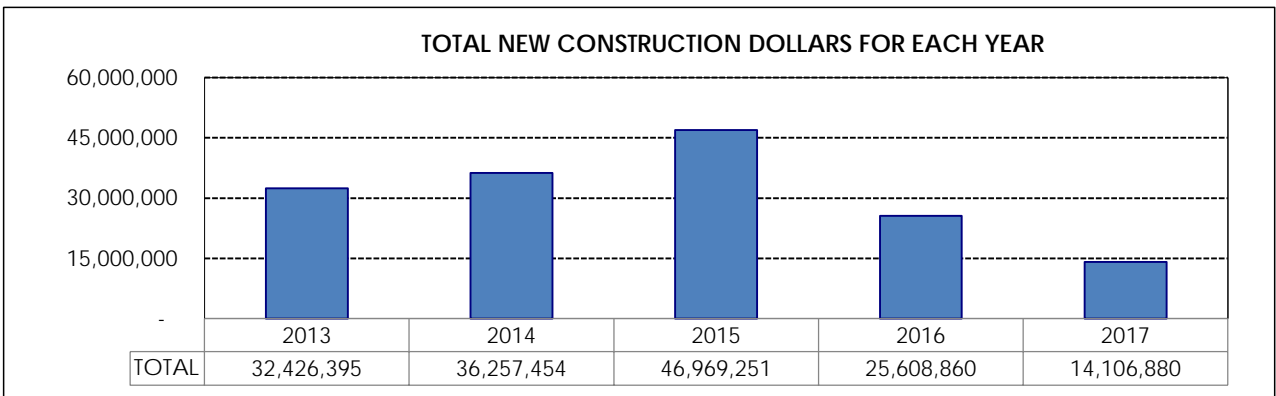
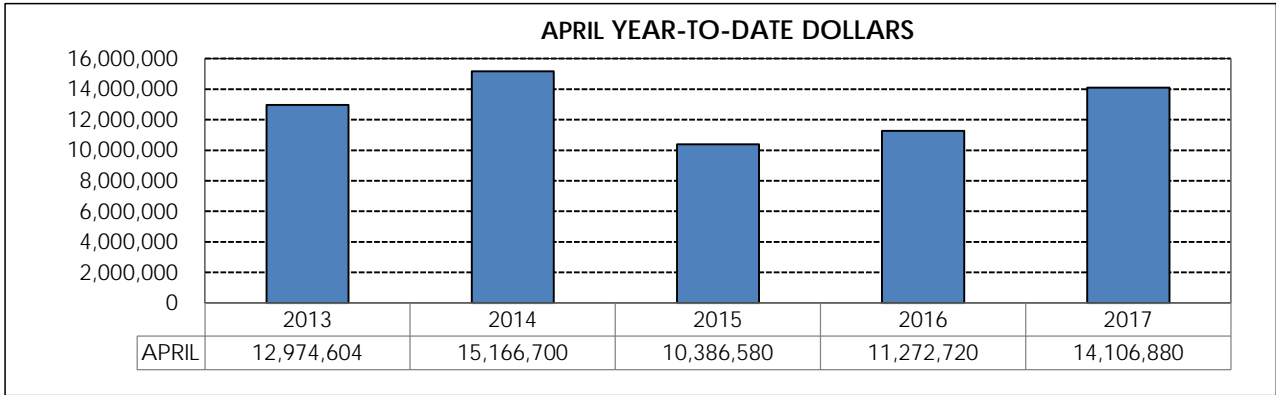
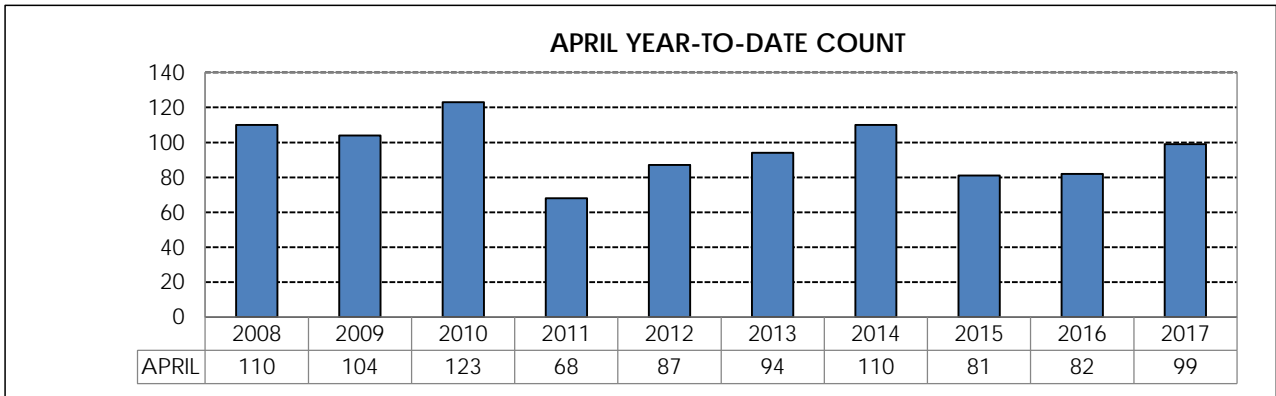
- Mowery Development – SW Corner of N Main St & W 1st Ave
 - Mixed use development to include restaurant, retail, office space on ground level with loft apartments on second floor level
 - Construction has begun
- Coulter Development – SE Corner of Main St & E 76th St N
 - Property has been purchased and is now in the design phase
- The Redbud District Project Plan was approved by the Owasso City Council on December 20, 2016 creating a TIF District for the Owasso Redbud District.
- **E 76th Street & Main Street improvements are under construction.**

BUSINESS RETENTION & EXPANSION (BR&E)

- Ator Elementary School, 1500 N Ash
 - Existing gym has been demolished
 - Construction underway for new gym facility
- Owasso High School, 12901 E 86th St N
 - Mary Glass Performing Arts Center under construction for remodel
 - Under Construction
- 10 Gym – 509 E 2nd Ave
 - Relocating from Tyann Plaza
 - Construction permit issued
- **Maurices – 12105 E. 96th Street N.**
 - **Moving from Smith Farm Market location to Owasso Market location**
- **Wal-Mart Neighborhood Market (North) – 115521 N 129th E Ave**
 - **Adding a “phone in and pick-up your groceries” feature in there parking lot. No new structures, just some restriping work.**

RESIDENTIAL SINGLE FAMILY NEW CONSTRUCTION MONTH END REPORT APRIL 2017

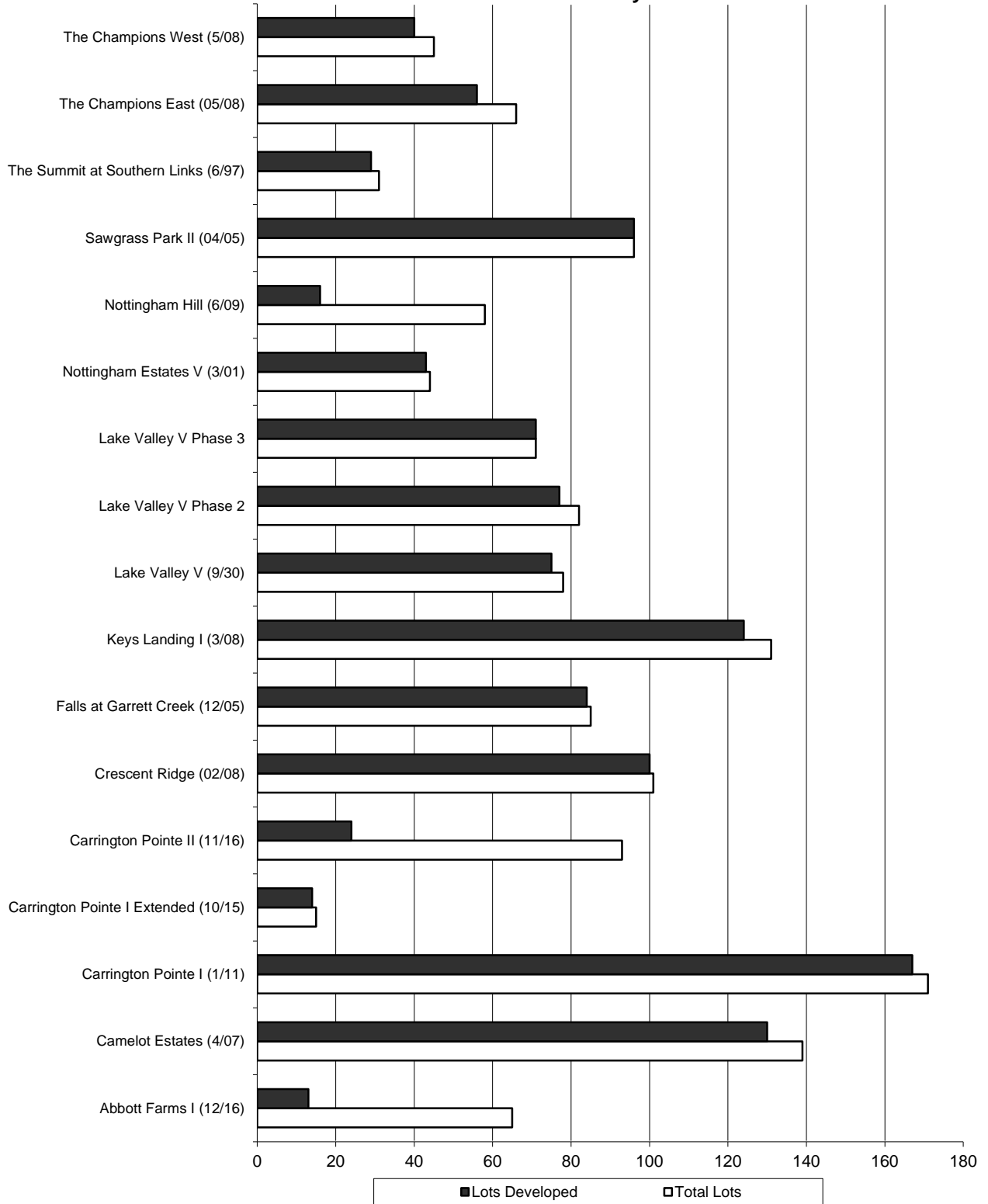
Month	2008	2009	2010	2011	2012	2013	2014	2015	2016	2017
1 January	25	15	17	18	19	15	22	12	15	9
2 February	19	23	29	17	15	26	21	19	26	15
3 March	35	30	46	14	27	27	31	23	18	55
4 April	31	36	31	19	26	26	36	27	23	20
5 May	23	27	30	20	23	19	17	15	9	
6 June	21	34	23	19	24	19	12	11	31	
7 July	24	28	17	20	15	27	23	20	16	
8 August	18	28	19	12	15	18	19	33	15	
9 September	40	20	11	12	12	28	15	13	15	
10 October	15	36	13	10	21	15	19	23	12	
11 November	10	13	1	8	11	7	21	25	6	
12 December	6	13	9	10	16	11	34	7	3	
Totals	267	303	246	179	224	238	270	228	189	99
YTD	110	104	123	68	87	94	110	81	82	99



CITY OF OWASSO
RESIDENTIAL LOT INVENTORY STATUS
April 30th, 2017

<u>SUBDIVISION</u>	<u># OF LOTS</u>	<u># DEVELOPED</u>	<u># AVAILABLE</u>
Abbott Farms I (12/16)	65	13	52
Camelot Estates (4/07)	139	130	9
Carrington Pointe I (1/11)	171	167	4
Carrington Pointe I Extended (10/15)	15	14	1
Carrington Pointe II (11/16)	93	24	69
Crescent Ridge (02/08)	101	100	1
Falls at Garrett Creek (12/05)	85	84	1
Keys Landing I (3/08)	131	124	7
Lake Valley V (9/30)	78	75	3
Lake Valley V Phase 2	82	77	5
Lake Valley V Phase 3	71	71	0
Nottingham Estates V (3/01)	44	43	1
Nottingham Hill (6/09)	58	16	42
Sawgrass Park II (04/05)	96	96	0
The Summit at Southern Links (6/97)	31	29	2
The Champions East (05/08)	66	56	10
The Champions West (5/08)	45	40	5
TOTALS	1371	1159	212

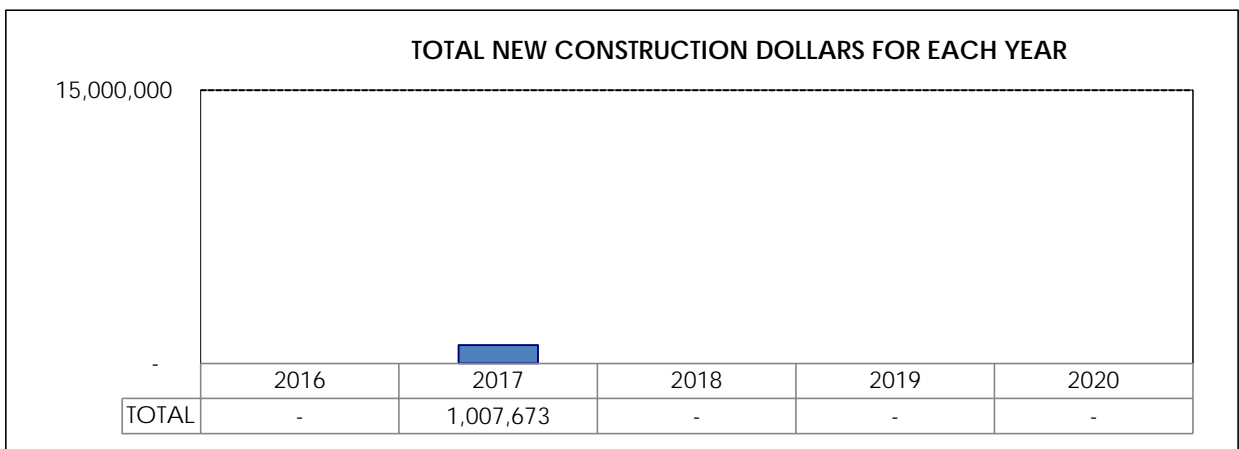
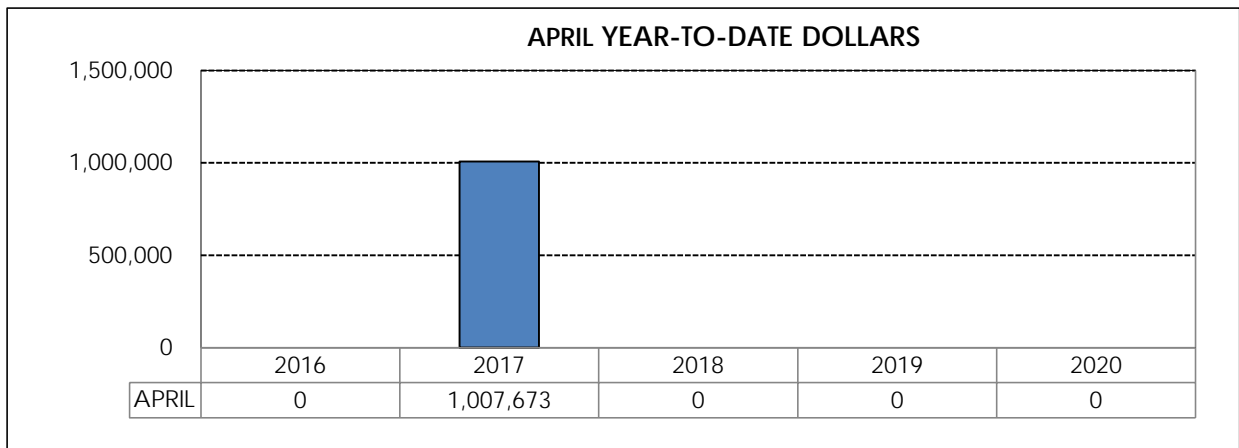
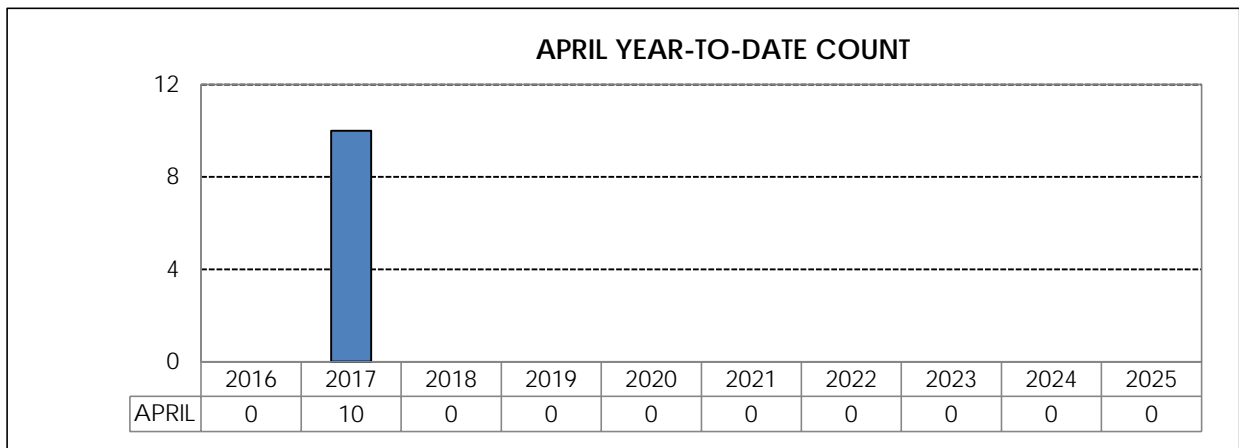
**CITY OF OWASSO
Residential Lot Inventory Status**



RESIDENTIAL MULTI-FAMILY NEW CONSTRUCTION MONTH END REPORT APRIL 2017

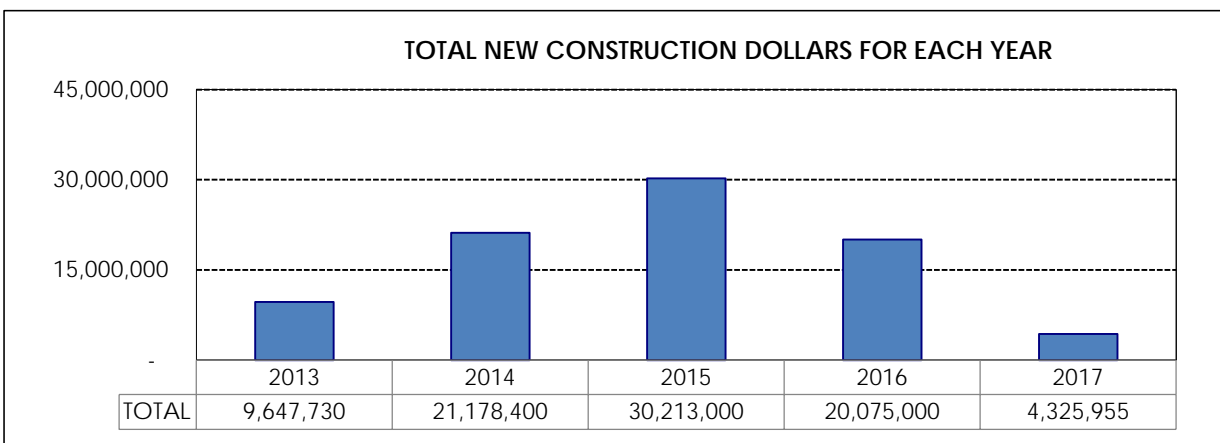
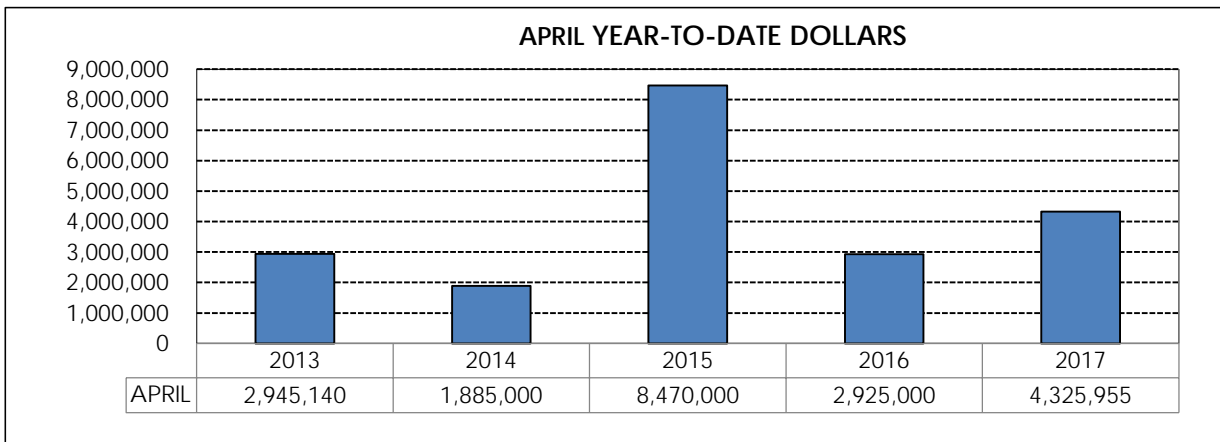
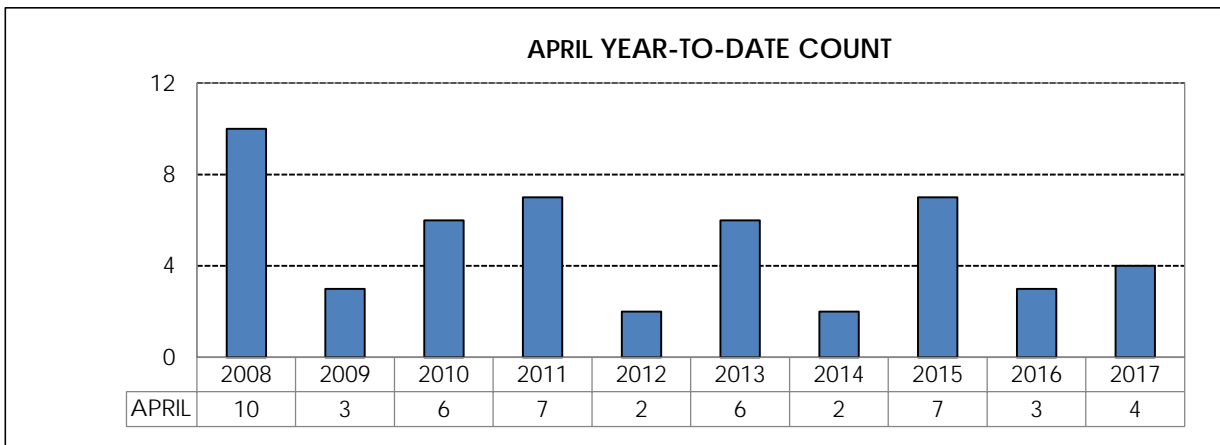
(Initial recording began May 2016)

Month	2016	2017	2018	2019	2020	2021	2022	2023	2024	2025
1 January		4								
2 February		6								
3 March		0								
4 April		0								
5 May	0									
6 June	0									
7 July	0									
8 August	0									
9 September	0									
10 October	0									
11 November	0									
12 December	0									
Totals	0	10	0	0	0	0	0	0	0	0
YTD	0	10	0	0	0	0	0	0	0	0



COMMERCIAL NEW CONSTRUCTION MONTH END REPORT APRIL 2017

Month	2008	2009	2010	2011	2012	2013	2014	2015	2016	2017
1 January	4	1	1	3	1	1	1	1	2	2
2 February	2	0	1	3	1	1	0	2	1	0
3 March	0	1	3	0	0	0	1	2	0	2
4 April	4	1	1	1	0	4	0	2	0	0
5 May	1	2	1	2	1	0	0	0	0	
6 June	1	2	0	0	2	1	2	3	2	
7 July	1	0	0	0	0	1	0	0	2	
8 August	1	0	0	2	2	0	0	0	2	
9 September	3	0	0	0	0	0	3	2	3	
10 October	1	0	0	1	0	4	0	1	2	
11 November	1	2	2	1	0	1	3	1	1	
12 December	1	0	1	0	0	1	2	0	0	
Totals	20	9	10	13	7	14	12	14	15	4
YTD	10	3	6	7	2	6	2	7	3	4



OCCUPANCY PERMITS

NAME	ADDRESS	DATE	COMPLETE
APRIL 2017			
Sonkissed Photography	12500 E 86 St N #103	4/1/2017	Yes
Our Daily Donut	12650 E 85 PI N	4/13/2017	Yes
MARCH 2017			
Fyzical Therapy & Balance Center	9540 North Garnett Rd #101	3/8/2017	Yes
Bath & Body Works	12321 E 96 St N #11	3/31/2017	Yes
FEBRUARY 2017			
State Farm	9455 N Owasso Exp #K	2/27/2017	Yes
JANUARY 2017			
Summit Physical Therapy	9455 N Owasso Exp #H	1/10/2017	Yes
Cricket Wireless	12415B E 96 St N	1/31/2017	Yes
DECEMBER 2016			
TLC Nails	12307 E 96 St N	12/3/2015	Yes
NOVEMBER 2016			
Braum's	11503 E 76 St N	11/10/2016	Yes
Titan Title	9455 N Owasso Exp #I	11/30/2016	Yes
Another Chapter	9455 N Owasso Exp #J	11/23/2016	Yes
OCTOBER 2016			
The Stacy Group	8091 N Owasso Exp	10/1/2016	Yes
Dale's Learning Academy	11570 E 83 St N	10/7/2016	Yes
Panera Bread	12417 E 96 St N	10/27/2016	Yes
SEPTEMBER 2016			
Zaxby's	12807 E 86 St N	9/7/2016	Yes
The Church @ Owasso	12200 E 86 St N	9/16/2016	Yes
Village Market Offices	8551 N 125 E Ave #300 & #325	9/23/2016	Yes
AUGUST 2016			
Luxe Fitness	12500 E 86 St N #102	8/5/2016	Yes
Rejoice High School	13407 E 106 St N	8/23/2016	Yes
Clinch Martial Arts	11693 N Garnett Rd	8/24/2016	Yes
Marsh Medi Clinic	12500 E 86 St N #105	8/10/2016	Yes
B & B Fitness	9220 N Garnett Rd #1040	8/5/2016	Yes
JULY 2016			
First Church	10100 N Garnett Rd	7/15/2016	Yes
Dusty's Grill & Cantina	7708 N Owasso Exp	7/5/2016	Yes
Sun Spark Foot Massage	12500 E 86 St N #105A	7/5/2016	Yes
PJ Bar & Grill	9500 N 129 E Ave #130	7/1/2016	Yes
JUNE 2016			
Starbucks	13506 E 116 St N	6/6/2016	Yes
Braum's	11415 E 96 St N	6/9/2016	Yes
The Emerald Academy	11111 N 116 St N	6/13/2016	Yes
Owasso Auto Source	300 W 2 Ave	6/16/2016	Yes
Folds of Honor	8551 N 125 E Ave, Suite 100	6/17/2016	Yes
Bailey Medical Center ~ Bariatrics	10512 N 110 E Ave	6/28/2016	Yes
Serenity Nails	9500 N 129 E Ave	5/23/2016	Yes

PERMITS APPLIED FOR IN APRIL 2017

ADDRESS	BUILDER	ADD/ZONE	VALUE	A.S.F.	PERMIT#
8113 N 77 E Ave	Landmark Homes	CARP/RS3	\$ 164,725	2,995	17-0401-X
7402 E 81 Pl N	Landmark Homes	CARP/RS3	\$ 148,665	2,703	17-0402-X
8102 N 76 E Ave	Landmark Homes	CARP/RS3	\$ 145,530	2,646	17-0403-X
8204 N 74 E Ave	Landmark Homes	CARP/RS3	\$ 145,530	2,646	17-0404-X
7601 E 82 St N	Landmark Homes	CARP/RS3	\$ 145,530	2,646	17-0405-X
8212 N 74 E Ave	Landmark Homes	CARP/RS3	\$ 152,240	2,768	17-0406-X
7701 E 82 St N	Landmark Homes	CARP/RS3	\$ 152,735	2,777	17-0407-X
14511 E 114 St N	Simmons Homes	LVV3/RS3	\$ 111,760	2,032	17-0408-X
11307 N 147 E Ave	Capital Homes	LVV3/RS3	\$ 125,510	2,282	17-0409-X
11306 N 148 E Ave	Capital Homes	LVV3/RS3	\$ 111,265	2,023	17-0410-X
8503 N 129 E Ave	A-Max Signs	ROCO/CS	\$ 4,000	63	17-0411-S
9031 N 121 E Ave	Global Sign Solutions	SF/CS	\$ 6,000	111	17-0412-S
14613 E 114 St N	Simmons Homes	LVV3/RS3	\$ 123,695	2,249	17-0413-X
9538 N Garnett Rd	Retail Cont. Group	CC/CS	\$ 115,000	1,803	17-0414-C
9538 N Garnett Rd	Oil Capitol Neon	CC/CS	\$ 7,000	116	17-0415-S
14612 E 113 St N	Capital Homes	LVV2/RS3	\$ 122,485	2,227	17-0416-X
11116 N 145 E Pl	Capital Homes	LVV1/RS3	\$ 131,065	2,383	17-0417-X
8108 N 77 E Ave	Signature Series Homes	CARP/RS3	\$ 143,000	2,600	17-0418-X
7801 N 144 E Ave	Strategic Builders	TCE/RS3	\$ 203,500	3,700	17-0419-X
7729 N 144 E Ave	Strategic Builders	TCE/RS3	\$ 198,000	3,600	17-0420-X
7725 N 144 E Ave	Strategic Builders	TCE/RS3	\$ 198,000	3,600	17-0421-X
8020 N 144 E Ave	Strategic Builders	TCE/RS3	\$ 198,000	3,600	17-0422-X
8014 N 144 E Ave	Strategic Builders	TCE/RS3	\$ 198,000	3,600	17-0423-X
8111 N 144 E Ave	Strategic Builders	TCE/RS3	\$ 153,560	2,792	17-0424-X

20 Single Family	\$ 3,072,795	55,869 SqFt
1 Commercial Remodel	\$ 115,000	1,803 SqFt
3 Signs	\$ 17,000	290 SqFt
24 Total Building Permits	\$ 3,204,795	57,962 SqFt

NEW HOME PERMITS APPLIED FOR WITHIN OWASSO FENCELINE - APRIL 2017

ADDRESS	COUNTY	BUILDER	TYPE	VALUE
17747 N 97 E Ave	Tulsa	Terry Manley	New Home	\$300,000.00
6601 E 91 St N	Tulsa	Smalygo Properties	New Home	\$275,000.00
9038 N 66 E Ave	Tulsa	Smalygo Properties	New Home	\$250,000.00
9014 N 66 E Ave	Tulsa	Smalygo Properties	New Home	\$250,000.00
1959 E 173 St	Tulsa	PMC Corporation	New Home	\$393,431.00
9029 N 67 E Ave	Tulsa	Executive Homes	New Home	\$240,000.00
9009 N 66 E Ave	Tulsa	Executive Homes	New Home	\$240,000.00
1970 E 174 St	Tulsa	Shaw Homes	New Home	\$250,000.00
6634 E 89 St N	Tulsa	Smalygo Properties	New Home	\$280,000.00
6517 E 89 St N	Tulsa	Executive Homes	New Home	\$250,000.00
8927 N 67 E Ave	Tulsa	Executive Homes	New Home	\$270,000.00
6610 E 89 St N	Tulsa	Executive Homes	New Home	\$270,000.00
801 E 166 St N	Tulsa	Robert Hamil	New Home	\$400,000.00
5982 Eagle Summit Rd	Rogers	Epic Custom Homes	New Home	\$1,478,390.00
11417 N 168 E Ave	Rogers	Simmons Homes	New Home	\$174,600.00
18648 E Redfox Trail	Rogers	Higgins Homes	New Home	\$500,000.00

16 Single Family		\$5,821,421.00
0 Multi Family		
16 Total		\$5,821,421.00

City of Owasso Public Work Department
STATUS REPORT
May 8, 2017

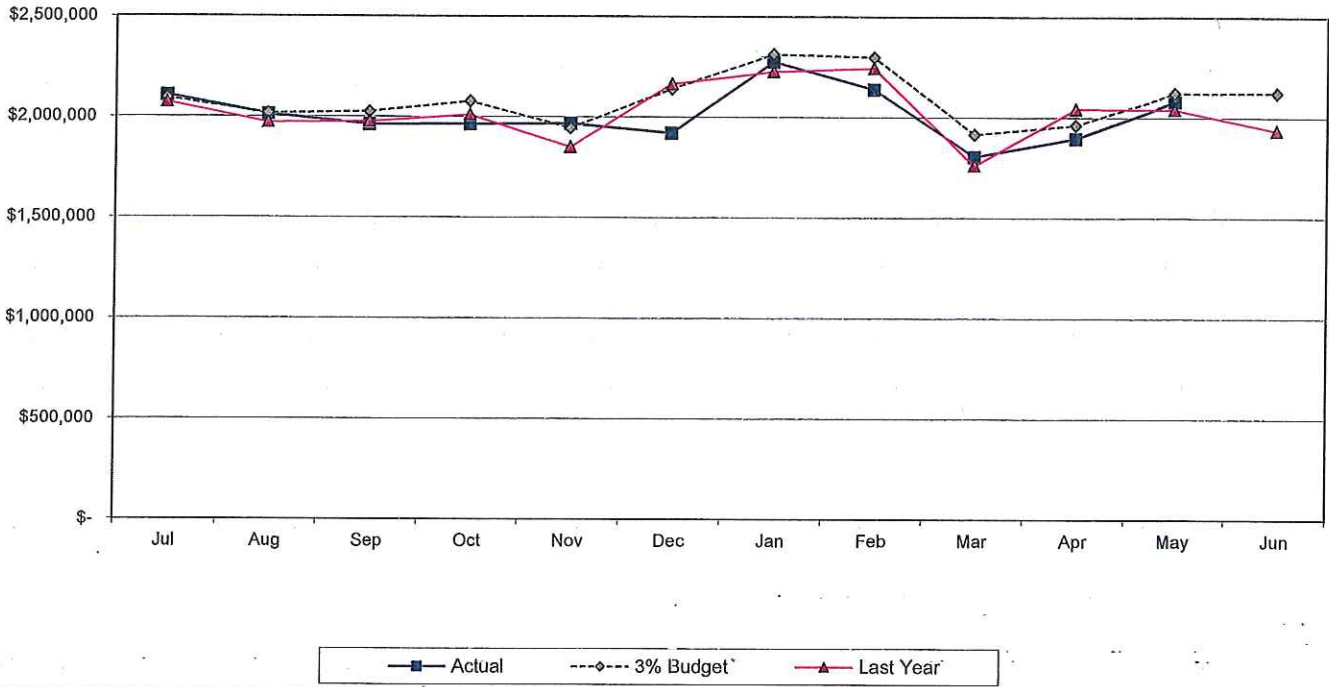
- **E 76 St N Widening (from U.S. Hwy169 to N 129 E Avenue)** HDH
 - In 2010, federal funding was awarded for the engineering, right-of-way and utility relocation phase. In 2011, federal funding was awarded for the construction phase. Through the Surface Transportation Program, the city will be required to match the costs by 20% for each phase.
 - In February 2016, ODOT and Federal Highway Administration approved the environmental document.
 - Engineering design is approximately 90% complete.
 - **Right of Way and easement acquisition began in July 2016 with completion anticipated in July 2017.**
 - Private utility relocation is expected to begin in July 2017 with completion by April 2018.
 - Construction is scheduled to commence in July 2018 with completion by May 2019.
 - Public meeting was held March 30, 2017, @ 6:30 pm at Old Central to provide progress report to citizens. The meeting was well attended with over 50 residents in the audience.
- **E 76 St N and Main Street Intersection Improvement Project** HDH
 - In June 2015, City Council approved an engineering agreement with McClelland Engineering. Engineering design is approximately 90% complete.
 - In July 2016, City Council approved this project as eligible to receive CIP funds.
 - Land acquisition is complete.
 - Private utility relocation commenced September 2016 with completion by April 2017.
 - Bid opening occurred on March 7, 2017 with bid award on March 21, 2017.
 - **Construction is scheduled to begin in May 2017 with completion in October 2017.**
- **Garnett Road Widening (from E 96 St N to E 106 St N)** HDH
 - In November 2012, Council approved an engineering agreement with Dewberry.
 - In November 2013, federal funds were awarded through the Surface Transportation Program. A 20% fund match is required.
 - ODOT approved the environmental document in June 2015. The Federal Highway Administration (FHWA) approved the document in July 2015.
 - Right of way and easement obtainment commenced in October 2015 with completion anticipated in June 2017.
 - **Private utility relocation is expected to begin in June 2017 with completion by May 2018.**
 - Construction is scheduled to commence in July 2018 with completion by June 2019.
 - Public meeting was held March 30, 2017, @ 6:30 pm at Old Central to provide progress report to citizens. The meeting was well attended with over 50 residents in the audience.
- **Garnett Road Widening (E 106 St N to E 116 St N)** HDH
 - In March 2016, City Council approved an engineering agreement with McClelland Consulting Engineers.
 - Engineering design is approximately 85% complete.
 - **Negotiations with property owners will commence in May 2017 with completion expected by October 2017.**
 - Utility relocation is expected to begin in November 2017 with completion by August 2018.
 - Construction is scheduled to commence in November 2018 with completion in July 2019.
- **E 106 St N and N 145 E Avenue Intersection Improvements** HDH

- In January 2016, Council approved an engineering agreement with Poe and Associates.
 - In February 2016, engineering design commenced with completion scheduled in March 2017.
 - Engineering design is approximately 85% complete.
 - **Right of way and easement review commenced in January 2017 with completion expected by July 2017.**
 - Utility relocation is expected to begin in July 2017 with completion by January 2018.
 - Construction is scheduled to commence in April 2018 with completion in October 2018.
- **E 116 St N & N 129 E Avenue Intersection Improvements** [HDH](#)
 - November 2014, funding for the construction phase of this project was approved to receive federal funds in the amount of \$2,186,000. This “matching grant” is 80% ODOT funding, 10% Tulsa County funding and 10% City funding.
 - January 2016, the environmental study was approved by Federal Highway Administration.
 - Engineering design is 90% complete.
 - **ODOT released ROW acquisition in April 2017. Acquisition is anticipated to be complete by July 2017.**
 - Utility relocation is expected to begin in August 2017 with completion by December 2017.
 - Construction is scheduled to commence in April 2018 with completion in September 2018.
- **FY 2016 Street Rehabilitation Program**
 - In August 2015, City Council approved the project priority list.
 - Preventative maintenance – Crack Sealing commenced in June 2016 with completion in August 2016.
 - The remainder of the project was advertised and the bid opening occurred August 23, 2016.
 - City Council approved the construction contracts on September 6, 2016.
 - Construction commenced in October 2016 with completion anticipated in May 2017.
 - **All asphalt work is complete. Contractor has some grading and touch up work to finish and this project should be complete within 2 weeks.**
- **FY 2017 Street Rehabilitation Program** [HDH](#)
 - In September 2016, City Council approved the proposed project list.
 - **Staff is preparing the design and bid documents and anticipates bidding the project in May 2017.**
- **Brookfield Crossing Stormwater Improvements**
 - In July 2016, City Council approved this project as eligible to receive CIP funds.
 - Engineering design was complete in December 2016.
 - On March 2, 2017, public meeting was held to inform citizens about the sequence of construction and address any questions.
 - Construction commenced in March 2017 with completion in November 2017.
 - **Crews are still working on the offsite portion of the project; however staff expects work within the Brookfield Crossing subdivision to begin shortly.**
- **Central Park / Lakeridge Stormwater Improvements** [HDH](#)
 - In July 2015, Council approved an engineering agreement Meshek and Associates. Engineering design and bid specifications are expected to be complete by November 2016.
 - In July 2016, City Council approved this project as eligible to receive CIP funds.
 - United States Army Corp of Engineers (USACE) is reviewing the plans.
 - **USACE public comment period ends in early May 2017. EPA and ODEQ provided comments in reference to mitigation requirements.**
 - Bid advertisement and construction will begin upon approval by the USACE.
- **Rayola Park / Elm Creek Tributary 5A Stormwater Improvements** [HDH](#)

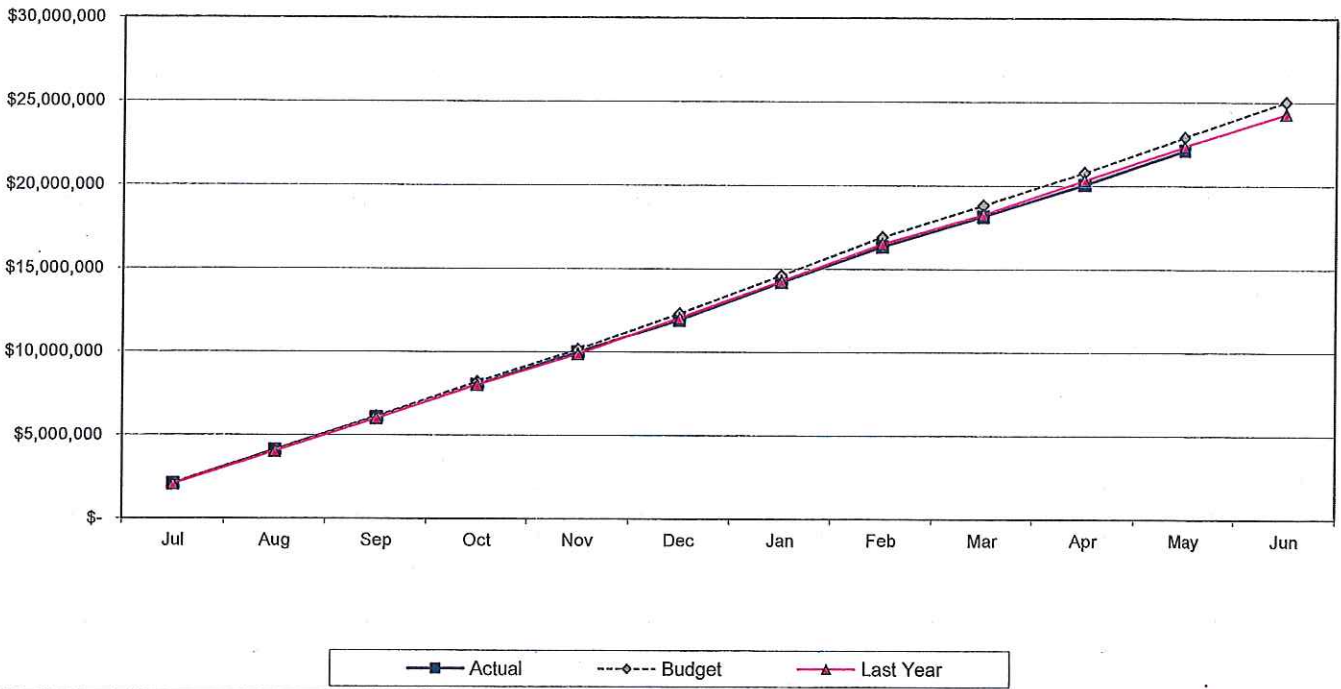
- In July 2016, City Council approved this project as eligible to receive CIP funds.
- Projects have been surveyed. The tributary running adjacent to the Forest Creek Business Park is being reviewed by staff at this time to determine extent of work needed.
- **South Sports Park Regional Detention Facility** [HDH](#)
 - In July 2015, Council approved an engineering agreement Meshek and Associates.
 - In May 2016, Capital Improvement Committee approved and recommended to City Council to include this project to the CIP list.
 - In July 2016, City Council approved this project as eligible to receive CIP funds.
 - Engineering design is complete. Bid advertisement and construction is anticipated to begin once US Army Corp of Engineers have approved the construction/mitigation plans.
 - As requested by US Army Corp of Engineers, staff has prepared additional documentation requested by the USACE for jurisdictional determination of the onsite stream and pond.
 - **On April 14, 2017, City staff met with the Army Corp of Engineers (USACE) to discuss the possibility of wetland mitigation required by the agency. The USACE has claimed jurisdiction and wetland mitigation will be required offsite.**
- **Garrett Creek/Morrow Place – Lift Station, Force Main, Gravity Sewer Line Improvements** [EF](#)
 - In March 2016, City Council approved Garrett Creek/Morrow Place Sewer Improvement Assessment Area.
 - In July 2016, City Council approved this project as eligible to receive CIP funds.
 - In October 2016, utility easement acquisition commenced with completion scheduled to occur in March 2017.
 - In October 2016, ODEQ approved the engineering plans and provided a permit to construct.
 - On March 21, 2017, OPWA approved the construction contract with Crossbo Construction and IRA Green Construction.
 - **Staff is preparing for a pre-construction meeting with Crossbo Construction. Construction is anticipated to begin by mid-May and be complete by December 2017.**
 - **The Gravity/force main portion of the project was awarded to IRA Green Construction. Staff is waiting on the contractor to get the mandatory Railroad Insurance needed for the project. Staff anticipates work to begin within 30 days.**
- **Mingo and E 116 St N Intersection/E 116 St N from Mingo to Garnett Road Improvements** [HDH](#)
 - Staff is currently reviewing the conceptual plan or 30% plan set. Comments will be provided to the consultant by mid-May. Staff anticipates receiving 60% set of plans by mid-June 2017.
- **E 116 St N Garnett Intersection/E 116 St N from Garnett to N 129 E Ave Improvements**
 - Conceptual Plan or 30% plan set scheduled to be submitted by early May 2017.
- **E 116 St N from approximately N 129 E Ave to N 135 E Ave Improvements** [HDH](#)
 - On April 26, 2017, City staff and engineering consultant had the kickoff meeting for the design.
- **E 96 ST North from approximately N 119 E Ave to N 129 E Ave** [HDH](#)
 - BKL, Inc has been selected to provide the study/design.
 - On May 2, 2017, staff will recommend an agreement with BKL engineering agreement for a study to determine design options. An agreement for the engineering design will be forthcoming once a design has been chosen.
- **East and West Service Road Improvements** [HDH](#)

- In February 2017, City Council approved an engineering agreement with Crafton Tull (CTA).
- **Conceptual plans or 30% plan set is scheduled to be received in early May 2017.**

Monthly 3% Sales Tax Comparisons



Year-to-Date 3% Sales Tax Totals



City of Owasso
 Monthly 3% Sales Tax Revenues
 Last Five Fiscal Years

	<u>2016-2017</u>	<u>2015-2016</u>	<u>2014-2015</u>	<u>2013-2014</u>	<u>2012-2013</u>
Jul	\$ 2,108,777	\$ 2,073,553	\$ 1,865,194	\$ 1,704,985	\$ 1,630,957
Aug	\$ 2,014,531	\$ 1,973,796	\$ 1,820,788	\$ 1,678,483	\$ 1,521,846
Sep	\$ 1,963,590	\$ 1,978,203	\$ 1,832,861	\$ 1,617,952	\$ 1,518,488
Oct	\$ 1,965,220	\$ 2,011,595	\$ 1,896,451	\$ 1,677,145	\$ 1,560,824
Nov	\$ 1,968,688	\$ 1,851,194	\$ 1,808,171	\$ 1,612,339	\$ 1,447,596
Dec	\$ 1,922,362	\$ 2,166,025	\$ 1,862,936	\$ 1,748,989	\$ 1,605,740
Jan	\$ 2,277,666	\$ 2,228,743	\$ 2,125,525	\$ 2,073,564	\$ 1,792,034
Feb	\$ 2,141,203	\$ 2,246,904	\$ 2,004,466	\$ 1,990,104	\$ 1,817,864
Mar	\$ 1,806,429	\$ 1,762,488	\$ 1,780,454	\$ 1,544,058	\$ 1,500,014
Apr	\$ 1,898,005	\$ 2,044,284	\$ 1,781,713	\$ 1,696,815	\$ 1,499,708
May	\$ 2,082,036	\$ 2,041,458	\$ 1,950,586	\$ 1,813,883	\$ 1,629,482
Jun	\$ -	\$ 1,936,362	\$ 1,998,314	\$ 1,864,533	\$ 1,643,878
	<u>\$ 22,148,508</u>	<u>\$ 24,314,606</u>	<u>\$ 22,727,460</u>	<u>\$ 21,022,850</u>	<u>\$ 19,168,431</u>

Estimated collection on 3% sales tax. Actual breakdown for half-penny collections for current month not yet available.

City of Owasso
 3% Sales Tax Report
 Budget to Actual Comparison
 May 9, 2017

	2016-17 Actual Collections		2016-17 Budget Projections		Over (Under) Projection	
	Amount	Percent	Amount	Percent	Amount	Percent
Jul	\$ 2,108,777	8.4%	\$ 2,093,447	8.4%	\$ 15,330	0.7%
Aug	2,014,531	8.0%	2,016,825	8.1%	(2,294)	-0.1%
Sep	1,963,590	7.8%	2,025,584	8.1%	(61,994)	-3.1%
Oct	1,965,220	7.8%	2,077,130	8.3%	(111,910)	-5.4%
Nov	1,968,688	7.9%	1,944,956	7.8%	23,732	1.2%
Dec	1,922,362	7.7%	2,141,396	8.6%	(219,034)	-10.2%
Jan	2,277,666	9.1%	2,314,298	9.2%	(36,632)	-1.6%
Feb	2,141,203	8.6%	2,299,354	9.2%	(158,151)	-6.9%
Mar	1,806,429	7.2%	1,914,913	7.6%	(108,484)	-5.7%
Apr	1,898,005	7.6%	1,961,938	7.8%	(63,933)	-3.3%
May	2,082,036	8.3%	2,121,489	8.5%	(39,453)	-1.9%
Jun						
Totals	<u>\$ 22,148,508</u>	88.5%	<u>\$ 22,911,330</u>	91.5%	<u>\$ (762,822)</u>	-3.3%

Estimated collection on 3% sales tax. Actual breakdown for half-penny collections for current month not yet available.

City of Owasso
 3% Sales Tax Report
 Two Year Comparison
 May 9, 2017

	2016-17		2015-16		Increase or (Decrease)	
	Amount	Percent of Budget	Amount	Percent of Actual	Amount	Percent
Jul	\$ 2,108,777	8.4%	\$ 2,073,553	8.5%	\$ 35,224	1.7%
Aug	2,014,531	8.0%	1,973,796	8.1%	40,735	2.1%
Sep	1,963,590	7.8%	1,978,203	8.1%	(14,613)	-0.7%
Oct	1,965,220	7.8%	2,011,595	8.3%	(46,376)	-2.3%
Nov	1,968,688	7.9%	1,851,194	7.6%	117,494	6.3%
Dec	1,922,362	7.7%	2,166,025	8.9%	(243,663)	-11.2%
Jan	2,277,666	9.1%	2,228,743	9.2%	48,923	2.2%
Feb	2,141,203	8.6%	2,246,904	9.2%	(105,701)	-4.7%
Mar	1,806,429	7.2%	1,762,488	7.2%	43,941	2.5%
Apr	1,898,005	7.6%	2,044,284	8.4%	(146,278)	-7.2%
May	2,082,036	8.3%	2,041,458	8.4%	40,578	2.0%
Jun						
Totals	<u>\$ 22,148,508</u>	88.5%	<u>\$ 22,378,244</u>	92.0%	<u>\$ (229,736)</u>	-1.0%

Note: Fiscal Year 2017 Sales Tax Budget is \$25.035 million; FY'16 actual was \$24.315 million.

City of Owasso
 Half-Penny Sales Tax Report
 Budget to Actual Comparison
 May 9, 2017

	2016-17 Actual Collections		2016-17 Budget Projections		Over (Under) Projection	
	Amount	Percent	Amount	Percent	Amount	Percent
Jul	\$ 349,234	8.9%	\$ 348,908	8.9%	\$ 326	0.1%
Aug	336,391	8.6%	336,138	8.6%	254	0.1%
Sep	327,065	8.4%	337,597	8.6%	(10,532)	-3.1%
Oct	327,329	8.4%	346,188	8.8%	(18,860)	-5.4%
Nov	328,087	8.4%	324,159	8.3%	3,927	1.2%
Dec	320,386	8.2%	356,899	9.1%	(36,514)	-10.2%
Jan	379,596	9.7%	385,716	9.8%	(6,120)	-1.6%
Feb	356,832	9.1%	383,226	9.8%	(26,393)	-6.9%
Mar	301,023	7.7%	319,152	8.1%	(18,129)	-5.7%
Apr	316,083	8.1%	326,990	8.3%	(10,907)	-3.3%
May	347,006	8.9%	353,582	9.0%	(6,576)	-1.9%
Jun						
Totals	<u>\$ 3,689,032</u>	94.2%	<u>\$ 3,818,555</u>	97.5%	<u>\$ (129,523)</u>	-3.4%

Estimated collection on Half-Penny sales tax. Actual breakdown for half-penny collections for current month not yet available.

City of Owasso
 Vision Sales Tax Report
 Budget to Actual Comparison
 May 9, 2017

	2016-17 Actual Collections		2016-17 Budget Projections		Over (Under) Projection	
	Amount	Percent	Amount	Percent	Amount	Percent
Jul	\$ -	0.0%		0.0%	\$ -	
Aug	-	0.0%		0.0%	-	
Sep	-	0.0%		0.0%	-	
Oct	-	0.0%		0.0%	-	
Nov	-	0.0%		0.0%	-	
Dec	-	0.0%		0.0%	-	
Jan	-	0.0%		0.0%	-	
Feb	-	0.0%		0.0%	-	
Mar	328,857	8.4%	358,922	9.2%	(30,065)	-8.4%
Apr	343,909	8.8%	358,922	9.2%	(15,013)	-4.2%
May	381,707	9.7%	358,922	9.2%	22,785	6.3%
Jun						
Totals	<u>\$ 1,054,472</u>	26.9%	<u>\$ 1,076,766</u>	27.5%	<u>\$ (22,294)</u>	-2.1%

Estimated collection on Half-Penny sales tax. Actual breakdown for half-penny collections for current month not yet available.

City of Owasso
 Monthly Use Tax Revenues
 Last Five Fiscal Years

	Actual					
	<u>2016-2017</u>	<u>2015-2016</u>	<u>2014-2015</u>	<u>2013-2014</u>	<u>2012-2013</u>	<u>2011-2012</u>
Jul	\$ 82,565	\$ 72,360	\$ 50,298	\$ 78,705	\$ 33,565	\$ 41,491
Aug	86,552	96,428	56,646	105,903	33,983	52,650
Sep	87,371	122,962	61,204	69,079	47,609	53,051
Oct	86,713	106,846	86,146	103,683	59,327	48,435
Nov	80,855	91,876	89,434	64,434	50,722	43,504
Dec	84,107	113,941	89,482	86,424	48,320	52,052
Jan	127,549	86,358	65,206	57,183	60,594	47,738
Feb	106,593	102,681	110,645	75,454	78,302	55,671
Mar**	99,853	61,748	87,044	50,121	57,199	44,140
Apr	101,930	78,834	56,776	55,507	30,577	29,497
May	123,116	92,867	75,895	63,674	51,094	55,835
Jun*		96,434	98,093	42,884	75,139	41,989
	<u>\$ 1,067,205</u>	<u>\$ 1,123,335</u>	<u>\$ 926,869</u>	<u>\$ 853,050</u>	<u>\$ 626,431</u>	<u>\$ 566,050</u>

**Increase in sales tax rate from 3.5% to 4.05% March 2017

*Increase in sales tax rate from 3% to 3.5% June 2015